



US00D674020S

(12) **United States Design Patent**
Hecht et al.

(10) **Patent No.:** **US D674,020 S**
(45) **Date of Patent:** **** Jan. 8, 2013**

(54) **VENDING MACHINE**

D547,380 S * 7/2007 Pfeiffer et al. D20/1
D597,605 S * 8/2009 Davis D20/1
D638,476 S * 5/2011 Hoffman et al. D20/1

(76) Inventors: **Jean Claude Hecht**, Porto Covo (PT);
Jean Louis Hecht, Hombourg Haut (FR)

* cited by examiner

(**) Term: **14 Years**

Primary Examiner — Mary Ann Calabrese

(21) Appl. No.: **29/408,659**

(74) *Attorney, Agent, or Firm* — John K. Buche; Buche & Associates, P.C.

(22) Filed: **Dec. 15, 2011**

(57) **CLAIM**

(51) **LOC (9) Cl.** **20-01**

We claim the ornamental design of a vending machine, as show and described.

(52) **U.S. Cl.** **D20/1**

(58) **Field of Classification Search** D20/1-9;
221/6, 12, 123, 124, 149, 150 R, 155, 156,
221/159, 187, 190, 251; D15/79-81, 89;
D16/225; D99/28; 194/239

DESCRIPTION

See application file for complete search history.

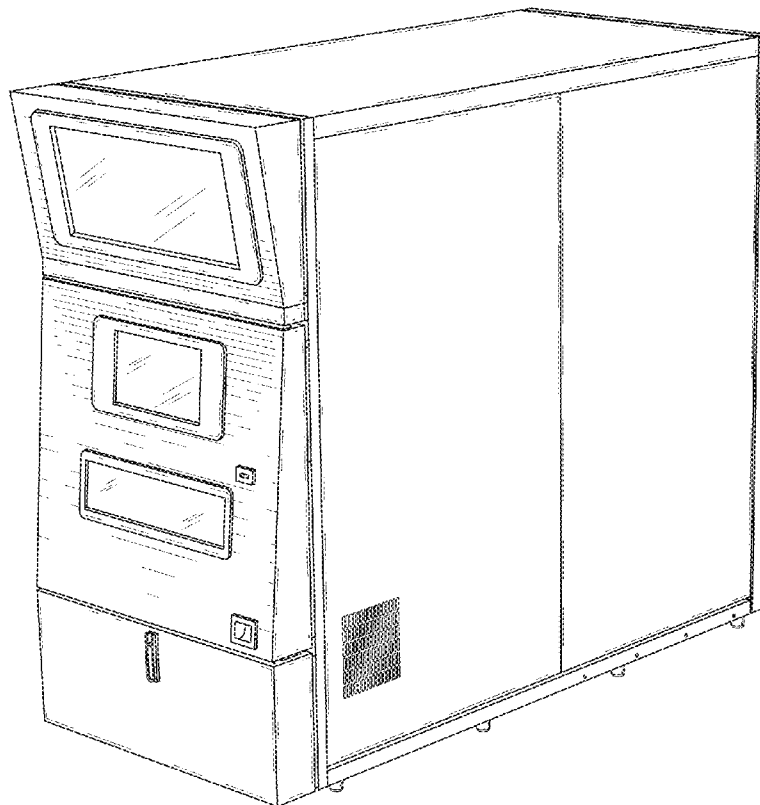
FIG. 1 is a perspective view of a vending machine.
FIG. 2 is a front view of the vending machine of FIG. 1.
FIG. 3 is a rear view of the vending machine of FIG. 1.
FIG. 4 is a top side view of the vending machine of FIG. 1.
FIG. 5 is a bottom side view of the vending machine of FIG. 1.
FIG. 6 is a right-side view of the vending machine of FIG. 1; and,
FIG. 7 is a left side view of the vending machine of FIG. 1.
Items drawn in broken lines in FIGS. 5 and 6 do not form part of the claimed design.

(56) **References Cited**

U.S. PATENT DOCUMENTS

D252,932 S * 9/1979 Felder D16/225
D276,538 S * 11/1984 Nishida D20/2
D282,937 S * 3/1986 Di Benedetto et al. D20/1
D327,766 S * 7/1992 Swaine et al. D99/28
D360,227 S * 7/1995 Dabrowski D20/8
D362,689 S * 9/1995 Goldman et al. D20/1
D428,060 S * 7/2000 Roberts et al. D20/2

1 Claim, 4 Drawing Sheets



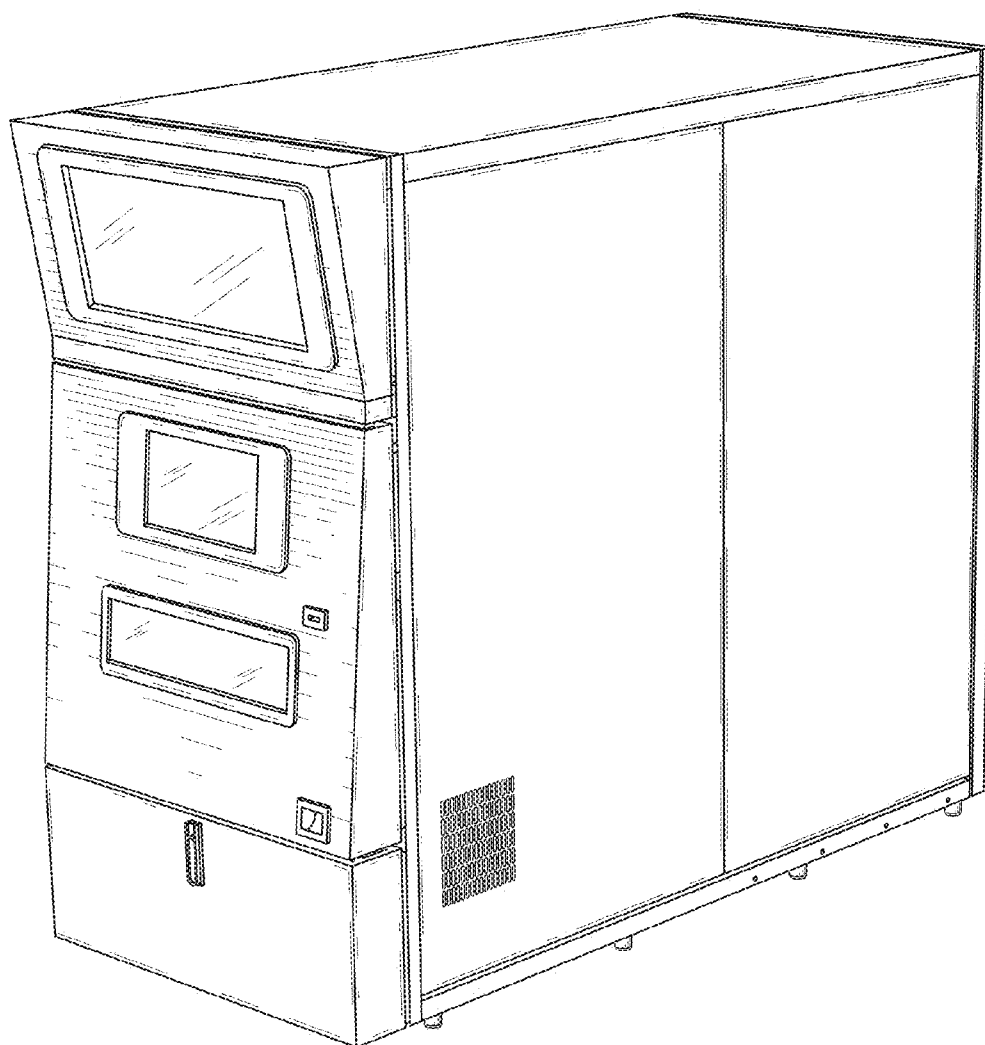


FIG. 1

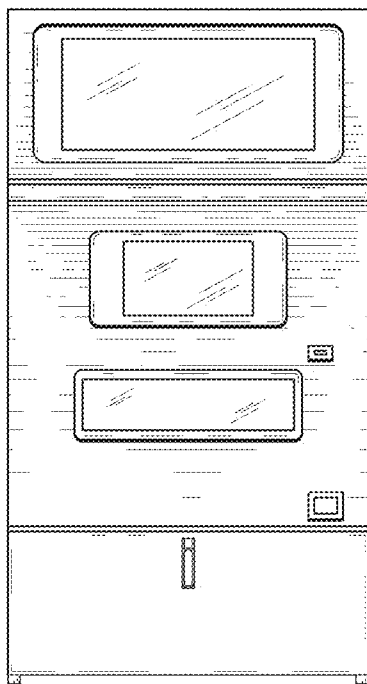


FIG. 2




FIG. 3




FIG. 4



FIG. 5

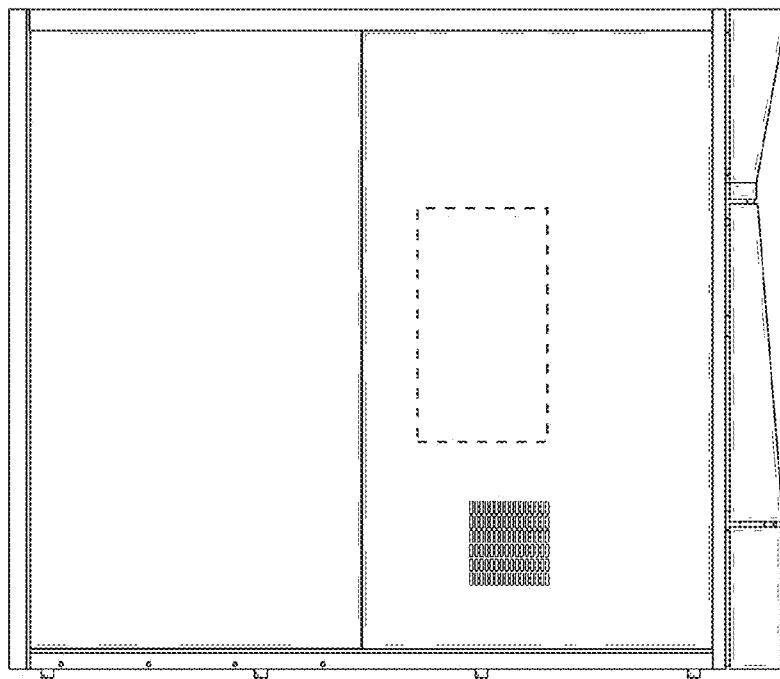


FIG. 6




FIG. 7