



US00D680238S

(12) **United States Design Patent**
Sauceda

(10) **Patent No.:** **US D680,238 S**
(45) **Date of Patent:** **** Apr. 16, 2013**

(54) **CORNICE SOFFIT PANEL**

(76) Inventor: **Jose Adan Saucedo**, Houston, TX (US)

(**) Term: **14 Years**

(21) Appl. No.: **29/405,015**

(22) Filed: **Oct. 27, 2011**

(51) **LOC (9) Cl.** **25-01**

(52) **U.S. Cl.**
USPC **D25/155**

(58) **Field of Classification Search** D25/152,
D25/155; 52/11, 96, 94, 198, 302.1; D23/393
See application file for complete search history.

(56) **References Cited**

U.S. PATENT DOCUMENTS

2,803,185	A	8/1957	Coleman	
3,204,374	A	9/1965	Hellekson	
3,415,019	A	12/1968	Andersen	
4,189,886	A *	2/1980	Frohlich et al.	52/302.1

(Continued)

Primary Examiner — Doris Clark

(74) *Attorney, Agent, or Firm* — Buche & Associates, P.C.;
John K. Buche

(57) **CLAIM**

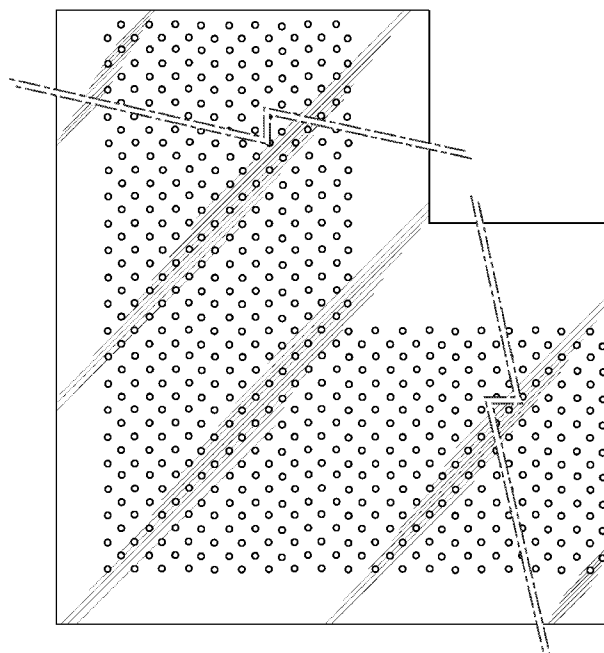
I claim the ornamental design of a cornice soffit panel, as shown and described.

DESCRIPTION

FIG. 1 is a top view of an embodiment of a cornice soffit panel.

FIG. 2 is a bottom view of the cornice soffit panel of FIG. 1.
 FIG. 3 is a left side view of the cornice soffit panel of FIG. 1.
 FIG. 4 is a right side view of the cornice soffit panel of FIG. 1.
 FIG. 5 is a rear view of the cornice soffit panel of FIG. 1.
 FIG. 6 is a front view of the cornice soffit panel of FIG. 1.
 FIG. 7 is a top view of another embodiment of a cornice soffit panel.
 FIG. 8 is a bottom view of the cornice soffit panel of FIG. 7.
 FIG. 9 is a left side view of the cornice soffit panel of FIG. 7.
 FIG. 10 is a right side view of the cornice soffit panel of FIG. 7.
 FIG. 11 is a rear view of the cornice soffit panel of FIG. 7.
 FIG. 12 is a front view of the cornice soffit panel of FIG. 7.
 FIG. 13 is a top view of another embodiment of a cornice soffit panel.
 FIG. 14 is a bottom view of the cornice soffit panel of FIG. 13.
 FIG. 15 is a left side view of the cornice soffit panel of FIG. 13.
 FIG. 16 is a right side view of the cornice soffit panel of FIG. 13.
 FIG. 17 is a rear view of the cornice soffit panel of FIG. 13.
 FIG. 18 is a front view of the cornice soffit panel of FIG. 13.
 FIG. 19 is a top view of another embodiment of a cornice soffit panel.
 FIG. 20 is a bottom view of the cornice soffit panel of FIG. 19.
 FIG. 21 is a left side view of the cornice soffit panel of FIG. 19.
 FIG. 22 is a right side view of the cornice soffit panel of FIG. 19.
 FIG. 23 is a rear view of the cornice soffit panel of FIG. 19; and,
 FIG. 24 is a front view of the cornice soffit panel of FIG. 19.
 Broken lines do not form part of the claimed design.

1 Claim, 12 Drawing Sheets



US D680,238 S

Page 2

U.S. PATENT DOCUMENTS			
5,272,846	A *	12/1993	Kelley et al. 52/96
5,729,933	A	3/1998	Strength
6,216,407	B1	4/2001	LeBlanc
6,659,099	B2	12/2003	Holmes
D486,921	S	2/2004	Zyburt
D503,225	S *	3/2005	Rodolfo et al. D23/393
D553,263	S *	10/2007	Kim D25/155
7,698,871	B2	4/2010	Mansueto et al.
D617,442	S	6/2010	Grages
2005/0129460	A1	6/2005	Medcalf et al.
2005/0223657	A1 *	10/2005	Brochu et al. 52/94
2006/0179792	A1	8/2006	Shaw et al.
2009/0126286	A1 *	5/2009	Sigmund et al. 52/95
2010/0325971	A1	12/2010	Leahy

* cited by examiner

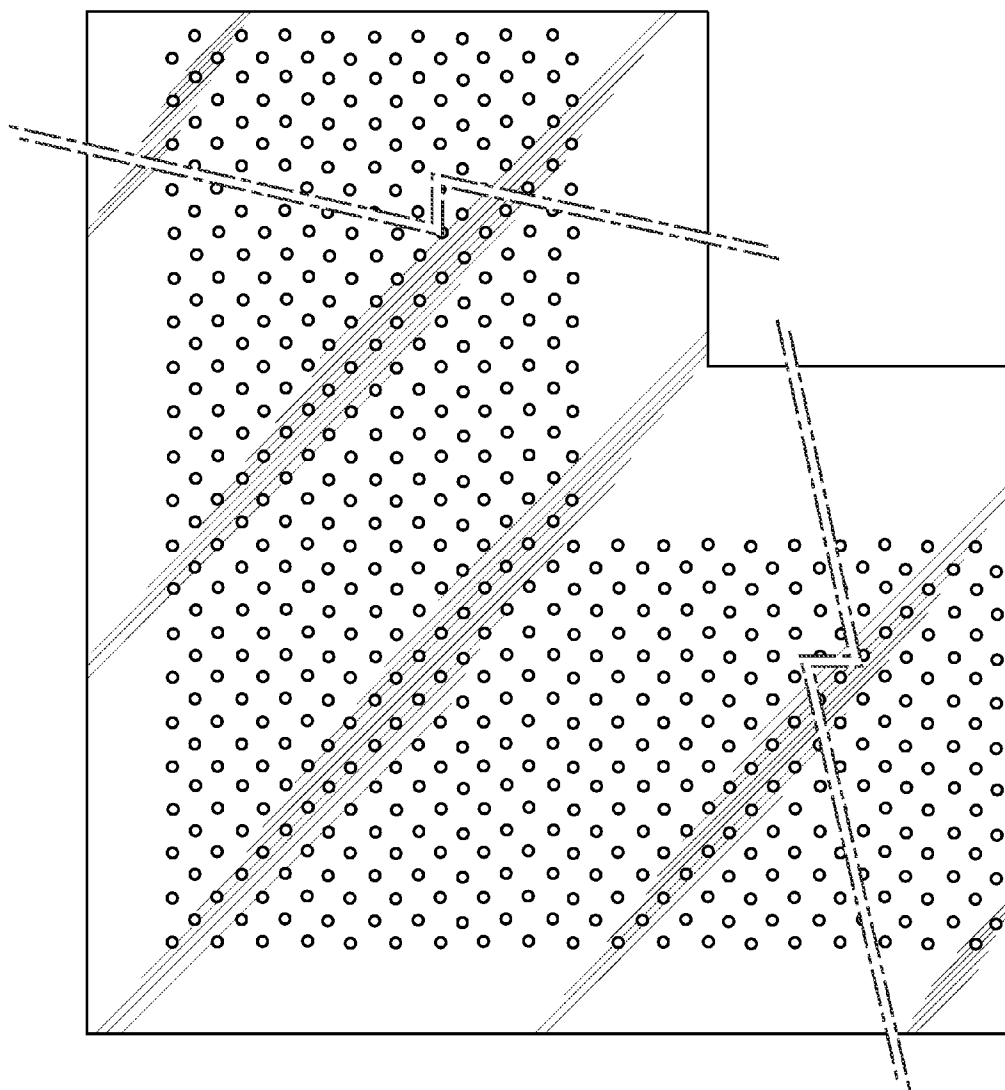


FIG. 1

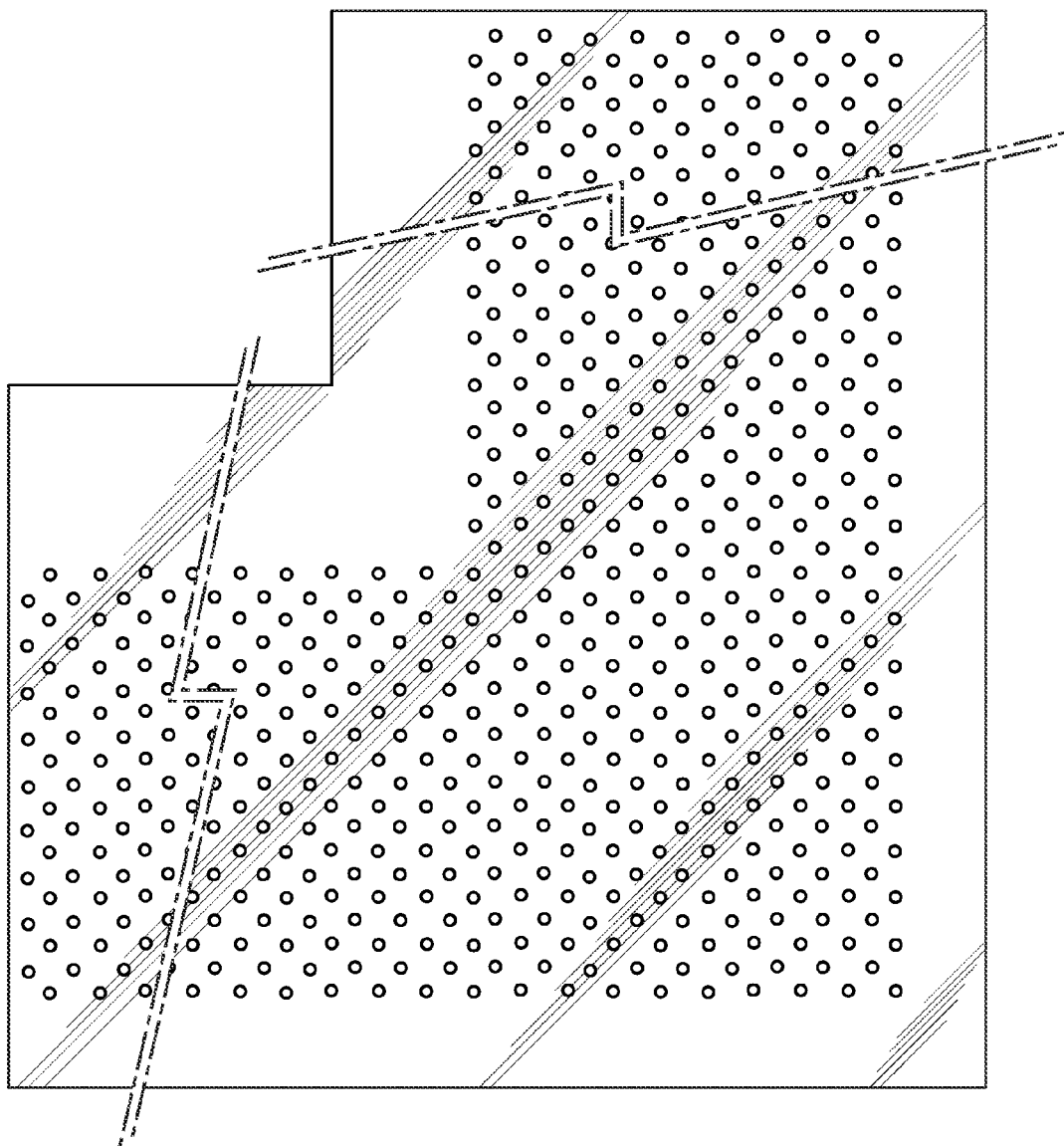


FIG. 2



FIG. 3

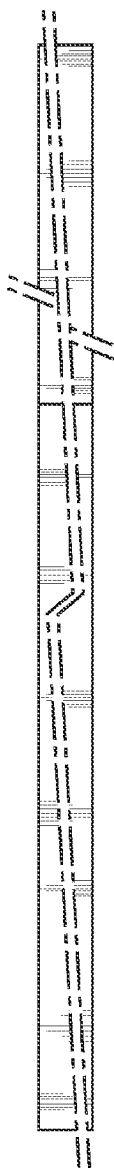


FIG. 4



FIG. 5

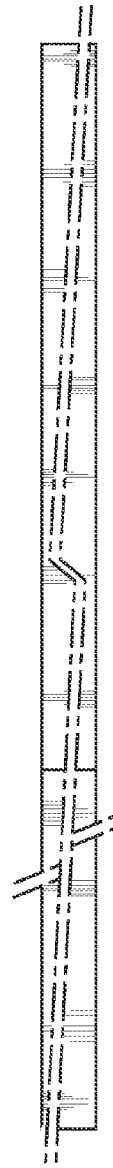


FIG. 6

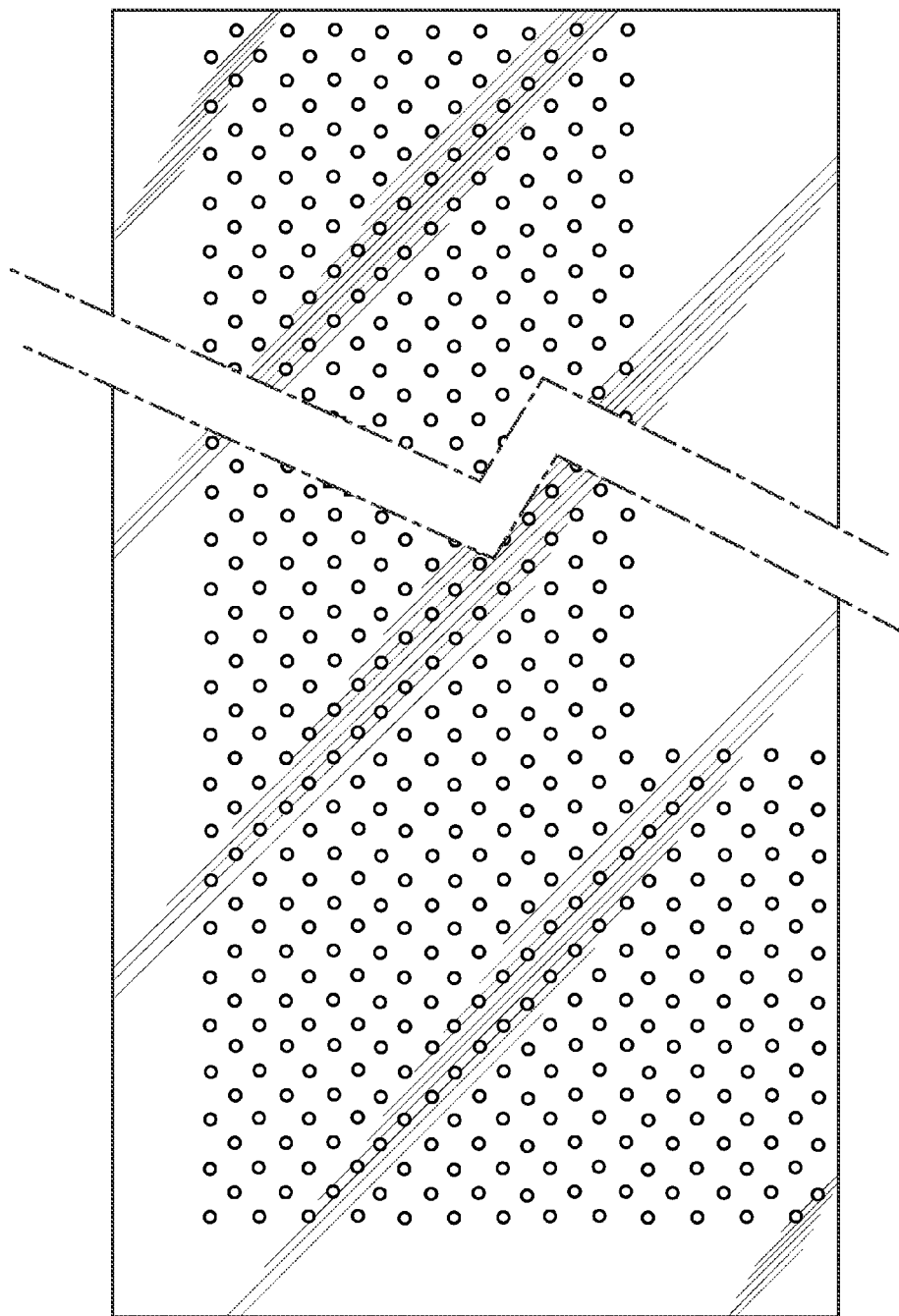


FIG. 7

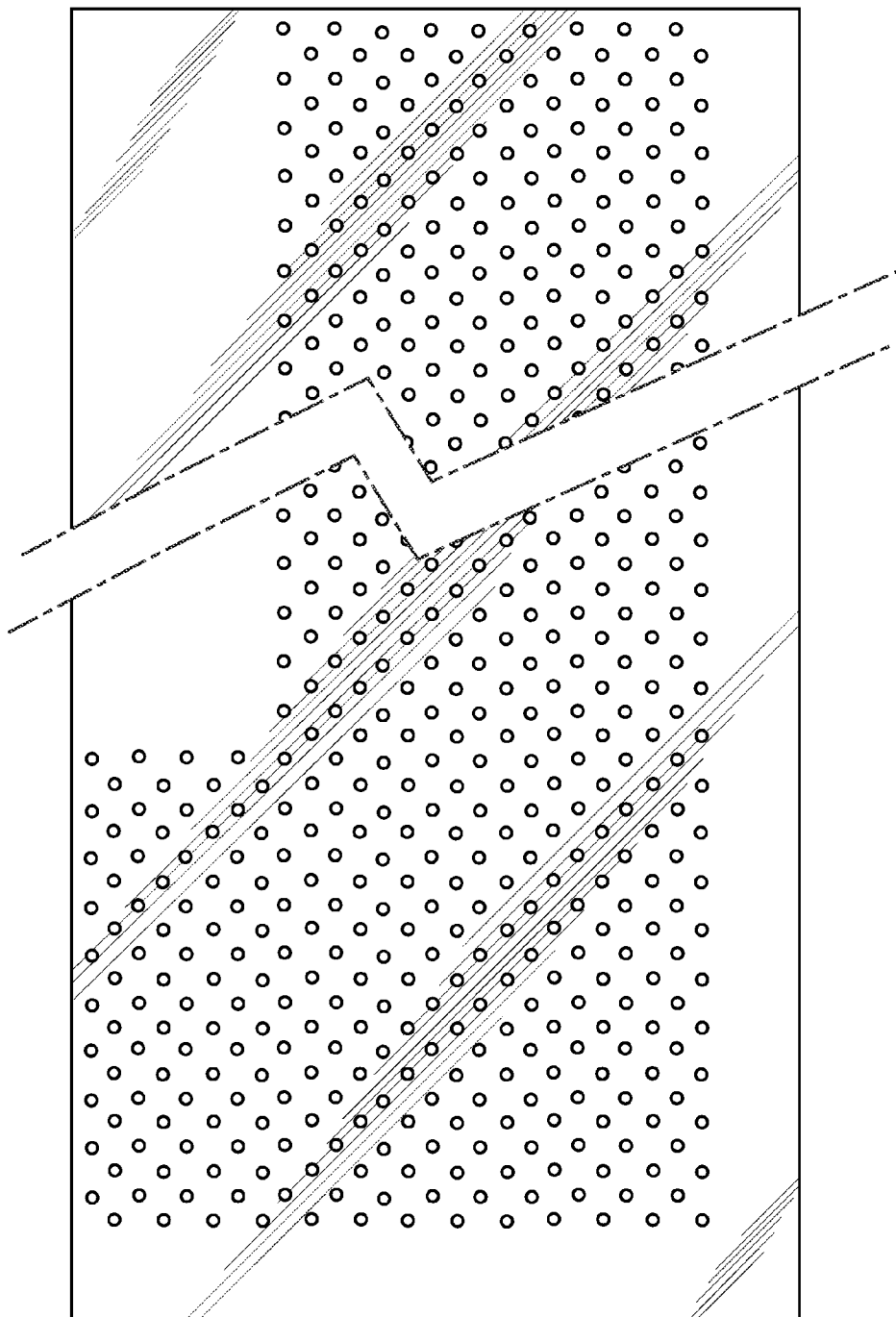


FIG. 8

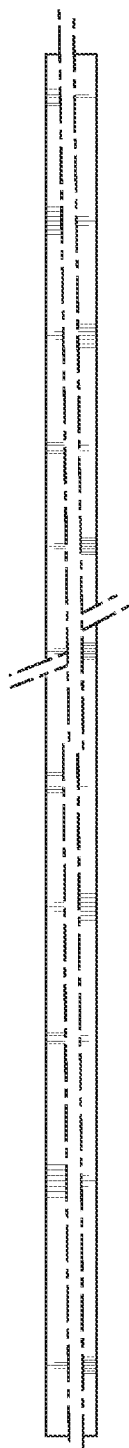


FIG. 9

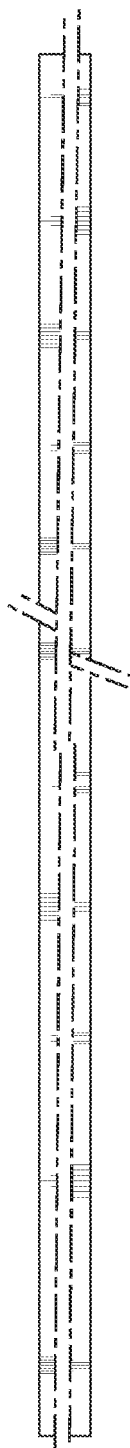


FIG. 10



FIG. 11



FIG. 12




FIG. 13




FIG. 14



FIG. 15



FIG. 16



FIG. 17



FIG. 18

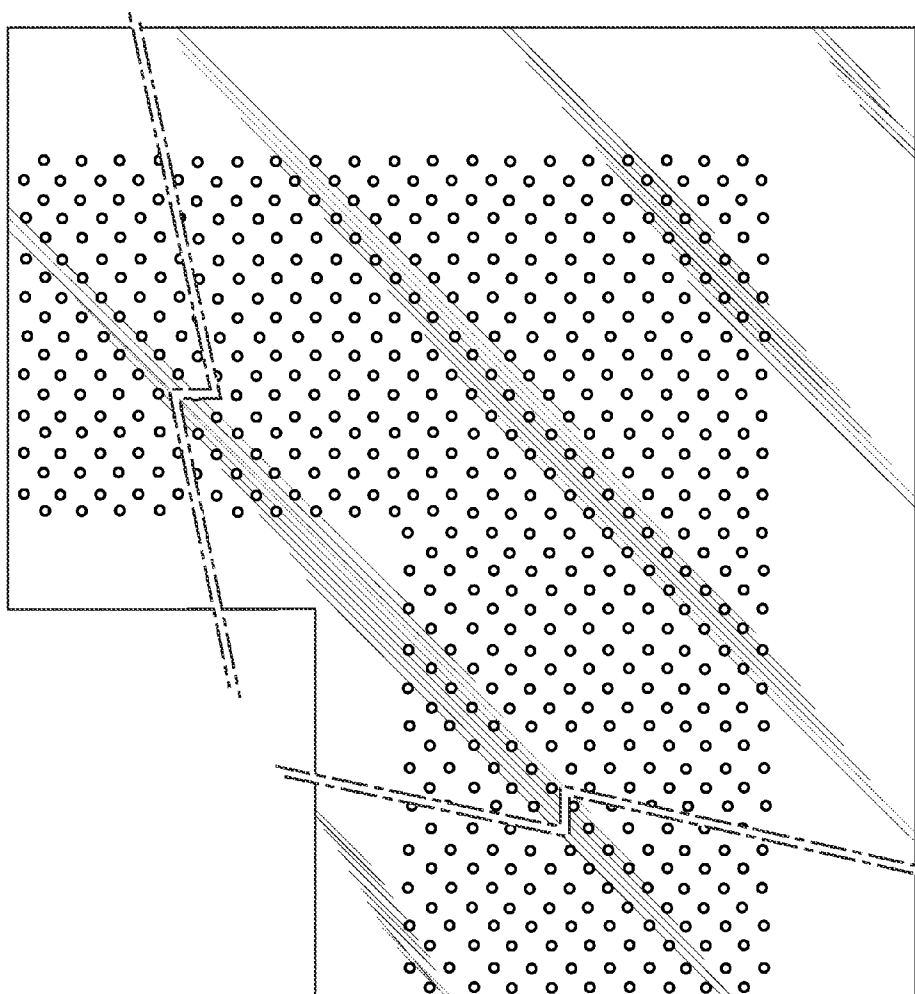


FIG. 19

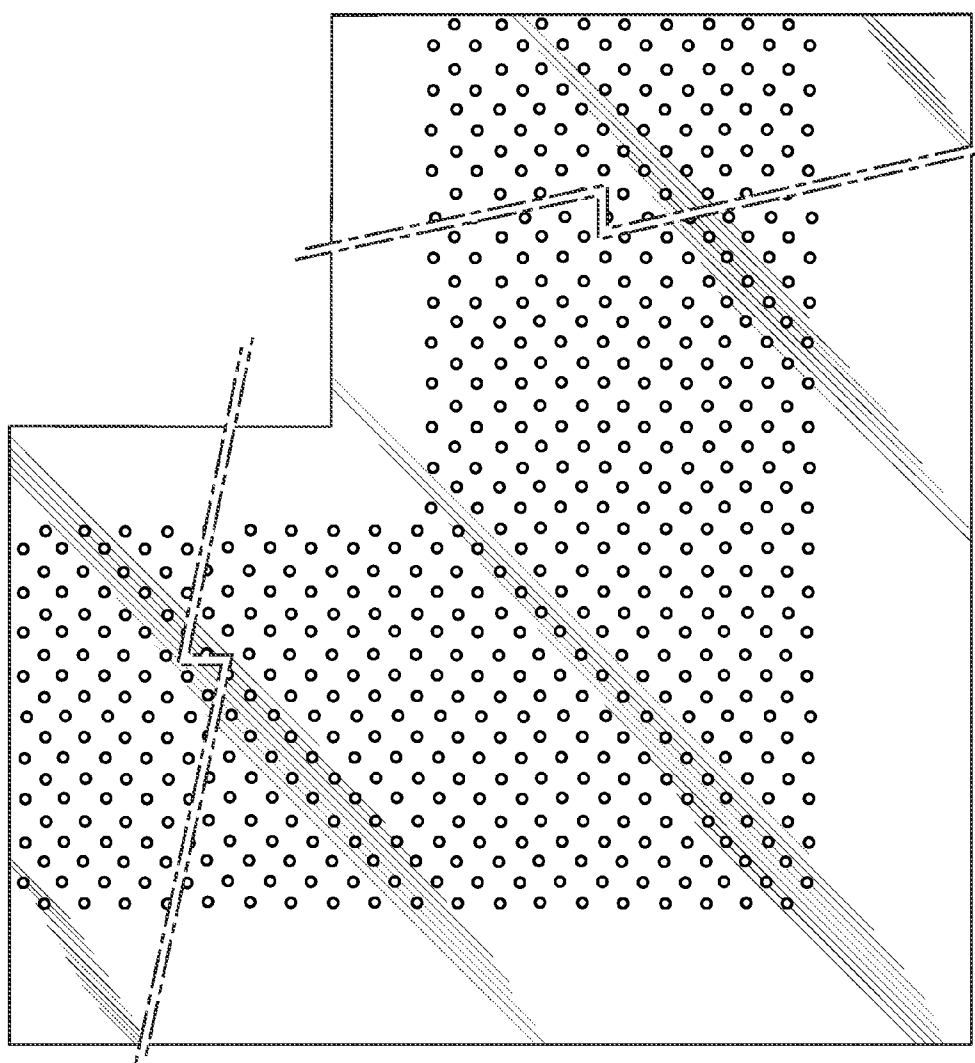


FIG. 20



FIG. 21



FIG. 22



FIG. 23



FIG. 24