



US00D707997S

(12) **United States Design Patent**
English

(10) **Patent No.:** **US D707,997 S**

(45) **Date of Patent:** **** Jul. 1, 2014**

(54) **FLICKER SEAT**

(76) Inventor: **Niall English, Baldonell (IE)**

(**) Term: **14 Years**

(21) Appl. No.: **29/427,394**

(22) Filed: **Jul. 17, 2012**

(30) **Foreign Application Priority Data**

Jan. 17, 2012 (IE) 001976861-0001

(51) **LOC (10) Cl.** **06-01**

(52) **U.S. Cl.**
USPC **D6/716.1**

(58) **Field of Classification Search**
USPC D6/333-336, 344-356, 360-381, 388,
D6/403, 491-502, 604, 708, 716,
D6/716.1-716.4; 297/3, 16.1, 22, 31, 35,
297/135, 217.1, 228.12, 248, 250.1, 256.16,
297/271.6, 284.4-284.5, 291, 297, 302.4,
297/411.2, 411.27-411.29, 411.43, 423.1,
297/423.12, 440.11, 440.15,
297/440.21-440.24, 448.1, 451.4, 452.13,
297/452.19, 452.21, 452.27, 452.29, 452.3,
297/452.41, 452.56, 452.64

See application file for complete search history.

(56) **References Cited**

U.S. PATENT DOCUMENTS

D230,784 S * 3/1974 Turco D6/335
D243,296 S * 2/1977 Gottsegen D6/334

D252,490 S * 7/1979 Petersilie D6/334
D276,098 S * 10/1984 Cone D6/333
4,521,052 A * 6/1985 Cone 297/3
D283,855 S * 5/1986 Kujawski D6/333
4,836,605 A * 6/1989 Greenwood et al. 297/250.1
5,560,679 A * 10/1996 Barnholdt 297/250.1
D376,920 S * 12/1996 Wood D6/333
D551,484 S * 9/2007 Kasatshko et al. D6/604
D623,426 S * 9/2010 Ramer et al. D6/333
D639,569 S * 6/2011 LaRoche et al. D6/333
D646,066 S * 10/2011 Debevec et al. D6/333

* cited by examiner

Primary Examiner — Ricky Pham

(74) *Attorney, Agent, or Firm* — Buche & Associates, P.C.;
John K. Buche

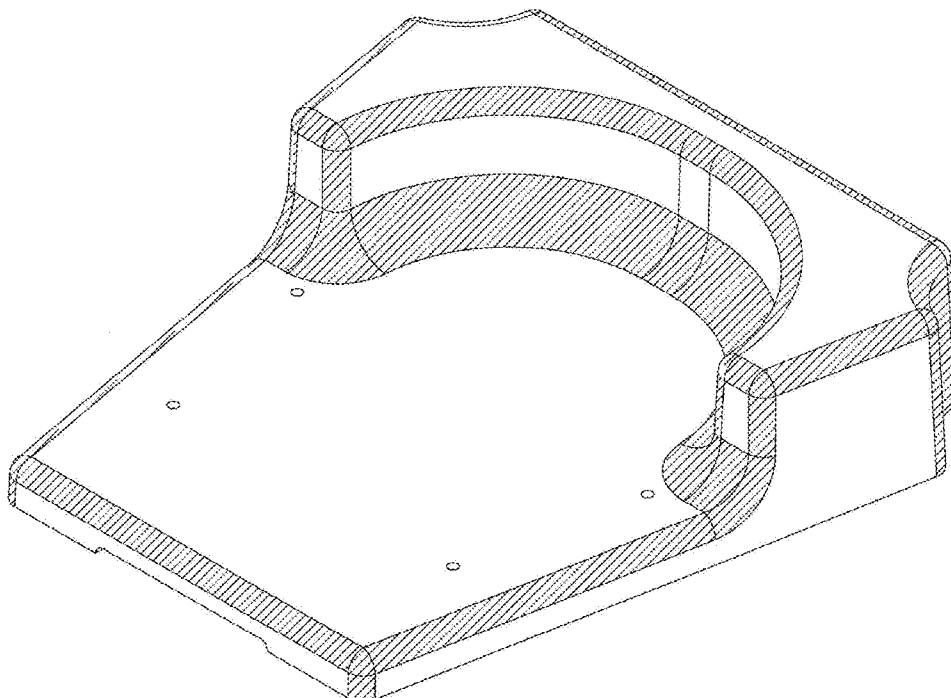
(57) **CLAIM**

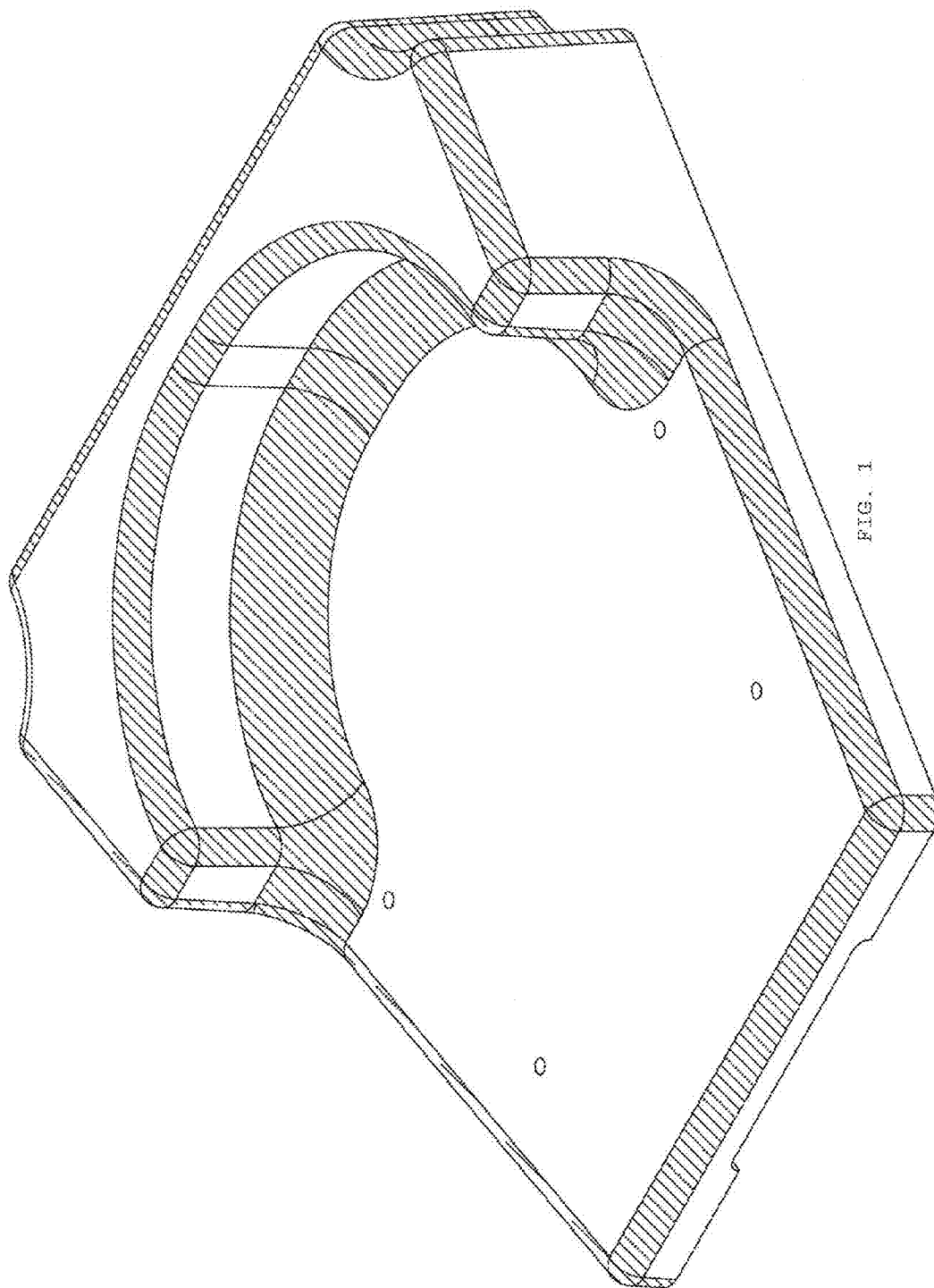
The ornamental design for a flicker seat, as shown and described.

DESCRIPTION

FIG. 1 is a perspective view of a flicker seat.
FIG. 2 is a top view of the flicker seat of FIG. 1.
FIG. 3 is a bottom view of the flicker seat of FIG. 1.
FIG. 4 is a rear view of the flicker seat of FIG. 1.
FIG. 5 is a front view of the flicker seat of FIG. 1.
FIG. 6 is a left side view of the flicker seat of FIG. 1; and,
FIG. 7 is a right side view of the flicker seat of FIG. 1.
Items drawn in broken lines or hash markings do not form part of the claimed design.

1 Claim, 7 Drawing Sheets





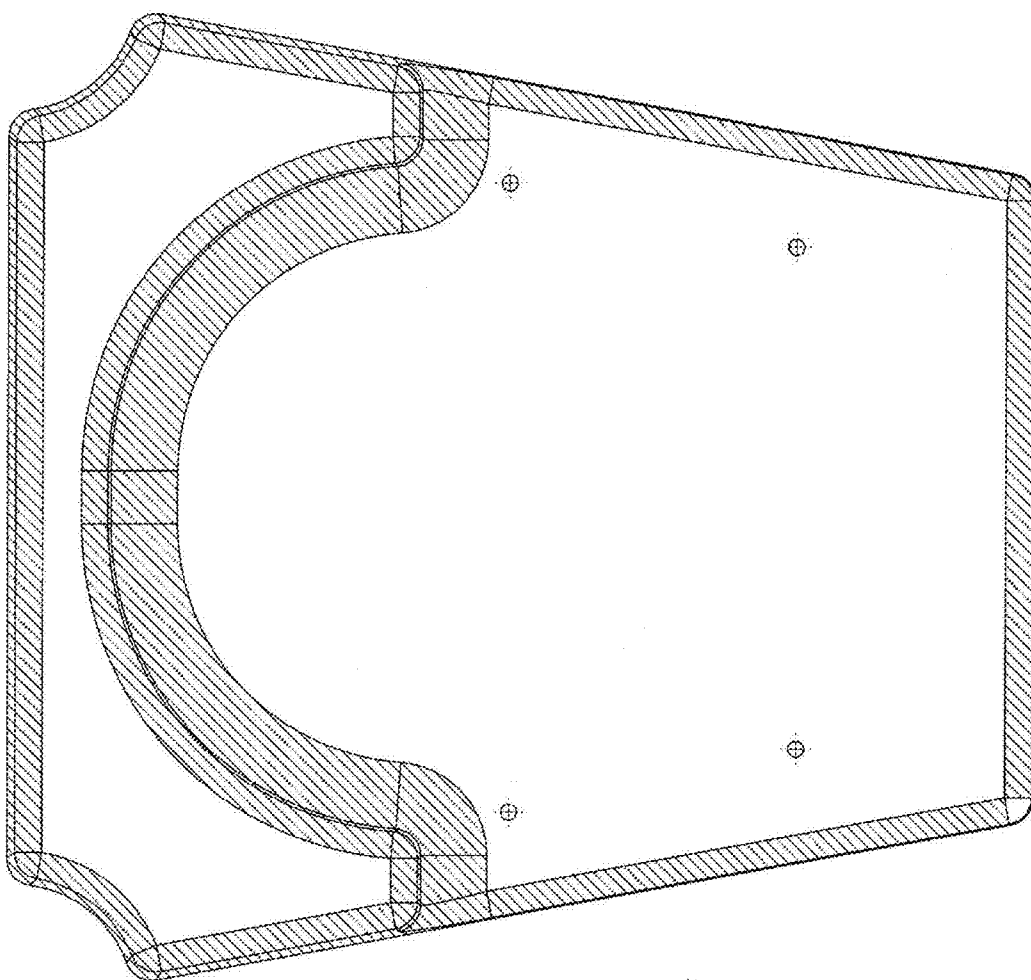
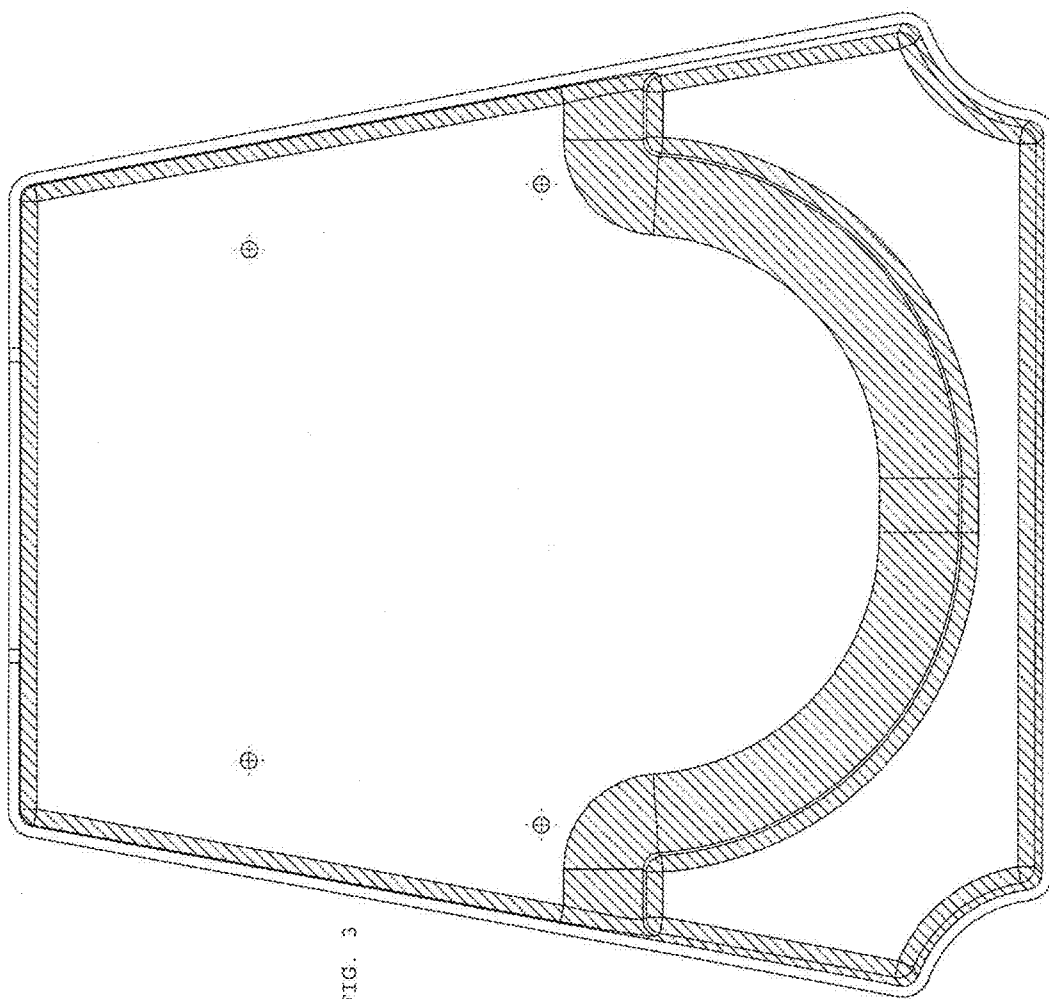


FIG. 2






FIG. 4

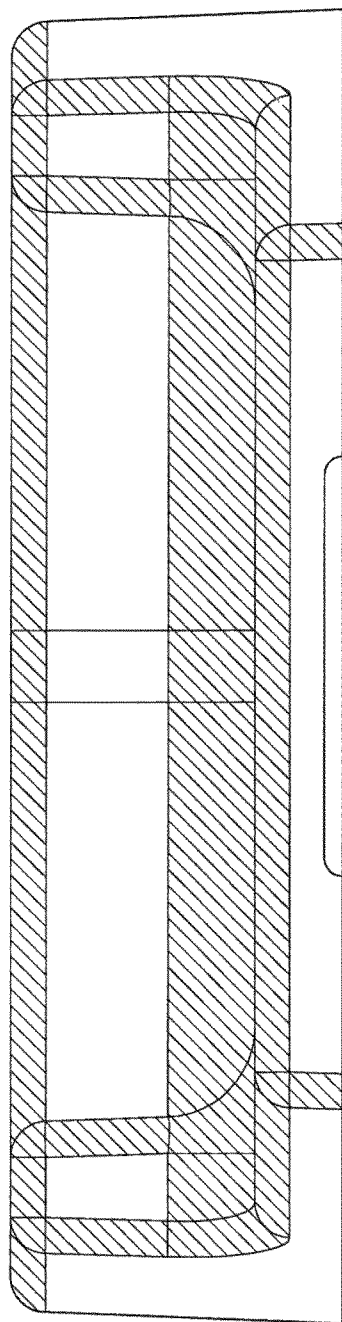


FIG. 5

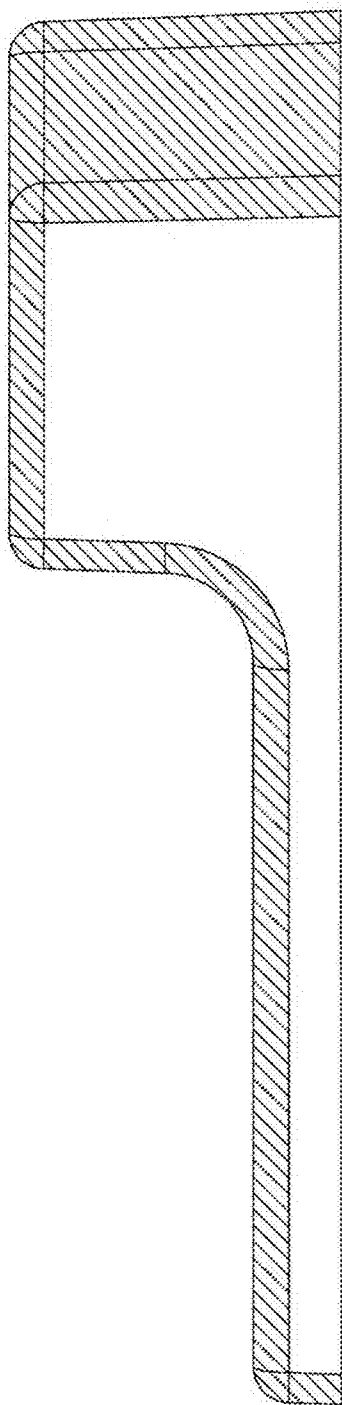


FIG. 6

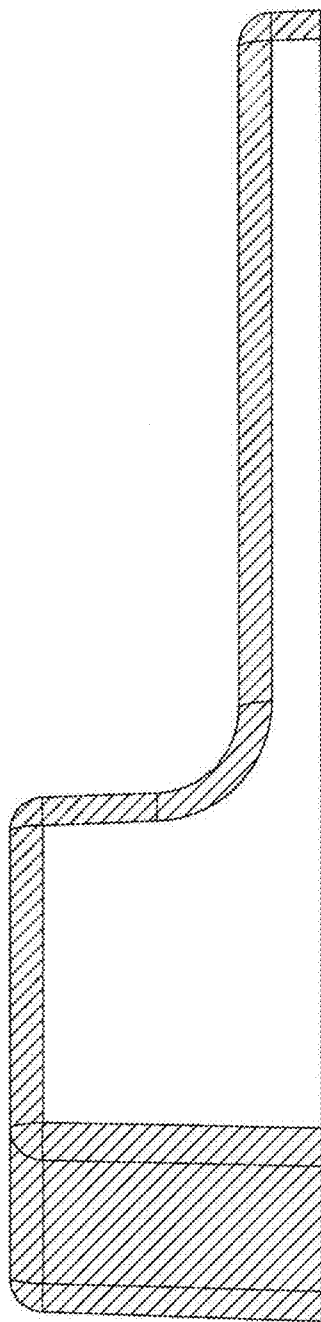


FIG. 7