



US00D811854S

(12) **United States Design Patent**  
**Maurer**

(10) **Patent No.:** **US D811,854 S**

(45) **Date of Patent:** **\*\* Mar. 6, 2018**

(54) **KNIFE GUIDE**

(71) Applicant: **Jason Maurer**, Fredericksburg, TX  
(US)

(72) Inventor: **Jason Maurer**, Fredericksburg, TX  
(US)

(\*\*) Term: **15 Years**

(21) Appl. No.: **29/578,328**

(22) Filed: **Sep. 20, 2016**

(51) **LOC (11) Cl.** ..... **08-05**

(52) **U.S. Cl.**  
USPC ..... **D8/354**

(58) **Field of Classification Search**  
USPC ..... D8/354; 452/103; D10/74; D22/199  
See application file for complete search history.

(56) **References Cited**

U.S. PATENT DOCUMENTS

525,737	A	9/1894	Foster	
933,626	A *	9/1909	Coomber	B26B 29/02
				30/286
1,222,366	A *	4/1917	Curry	B26B 29/02
				30/286
1,299,084	A *	4/1919	Wilson	A22C 21/06
				452/120
2,906,021	A	9/1959	Cromoga	
3,445,931	A	5/1969	Knudson	
4,290,201	A	9/1981	Goodwin	
4,601,102	A	7/1986	Phillips	
4,707,920	A	11/1987	Montgomery	
4,763,416	A	8/1988	Copeland	
4,821,416	A	4/1989	Dullinger	
4,841,640	A	6/1989	Daniels	
4,937,941	A	7/1990	Crist	
5,127,162	A	7/1992	Mansfield	
5,386,635	A *	2/1995	Sheba	B26B 3/06
				30/286
5,581,895	A	12/1996	Jeffcoat	

5,845,404	A	12/1998	Jeffcoat	
D474,702	S *	5/2003	Levinson	D10/74
6,964,100	B1	11/2005	Musland	
7,487,565	B1 *	2/2009	Sundling	A01M 31/00
				294/153
7,874,235	B2	1/2011	Dittly	
8,690,647	B1	4/2014	Kitscha	
9,757,146	B2 *	9/2017	Vodinh	A61B 17/3211
2002/0188309	A1 *	12/2002	Adelman	A61F 9/00781
				606/167

\* cited by examiner

*Primary Examiner* — Lakiya G Rogers

*Assistant Examiner* — Harold E Blackwell, II

(74) *Attorney, Agent, or Firm* — Buche & Associates,  
P.C.; John K. Buche; Scott D. Compton

(57) **CLAIM**

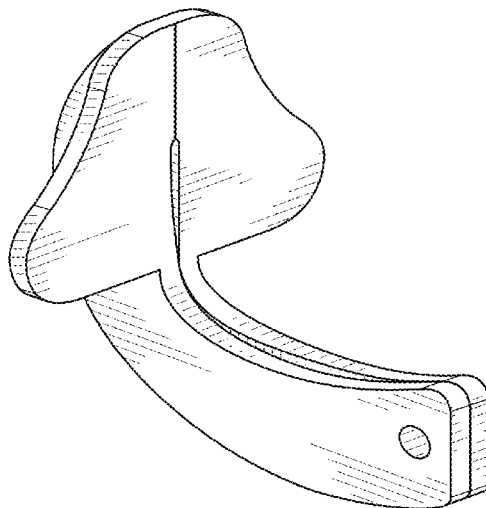
The ornamental design for a knife guide, as shown and described.

**DESCRIPTION**

FIG. 1 is a perspective view of a knife guide showing my new design;  
FIG. 2 is a back view thereof;  
FIG. 3 is a front view thereof;  
FIG. 4 is a right side view thereof;  
FIG. 5 is a left side view thereof;  
FIG. 6 is a top view thereof;  
FIG. 7 is a bottom view thereof; and,  
FIG. 8 is a perspective view of the knife guide in its environment.

The ornamental design which is claimed is shown in solid lines in the drawings. The broken lines in the drawings depict environmental structure and form no part of the claimed design.

**1 Claim, 4 Drawing Sheets**



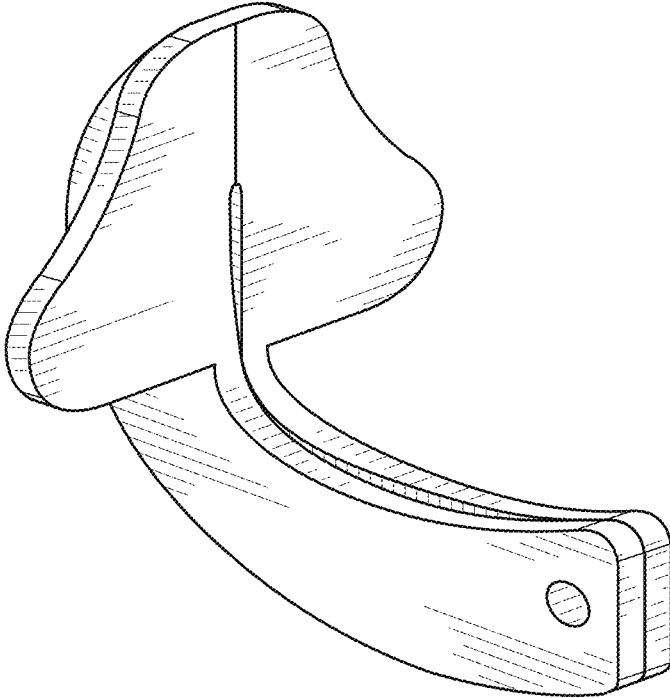


FIG. 1

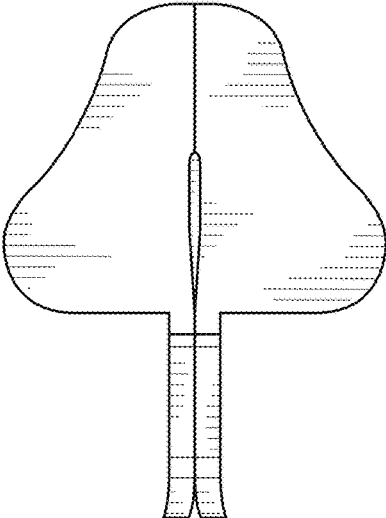


FIG. 2

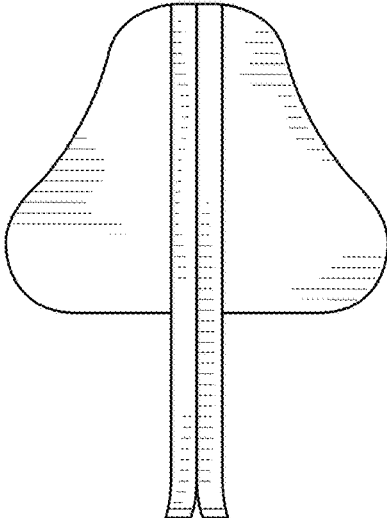


FIG. 3

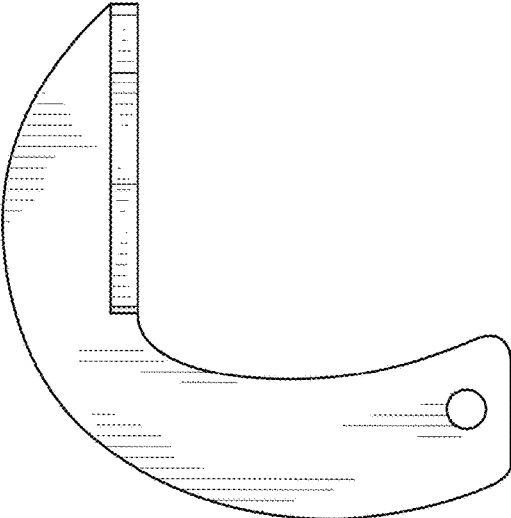


FIG. 4

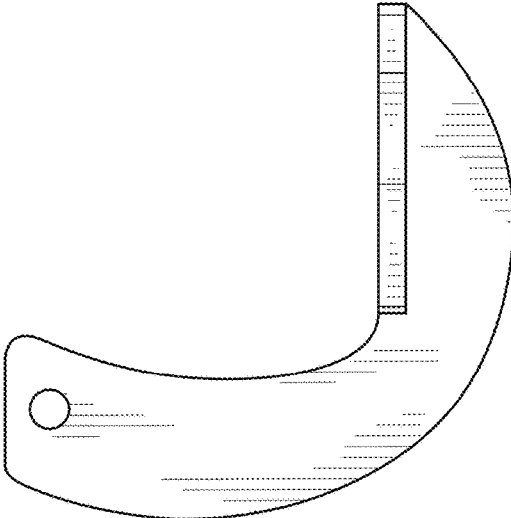


FIG. 5

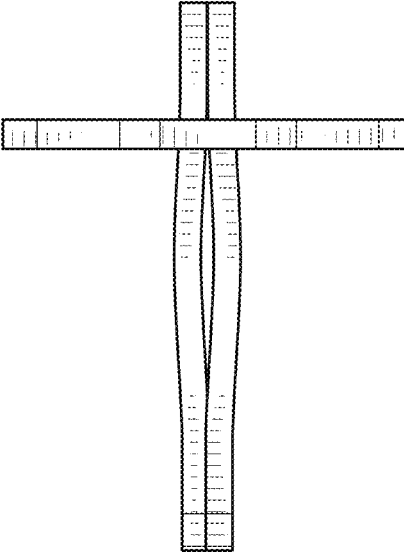


FIG. 6

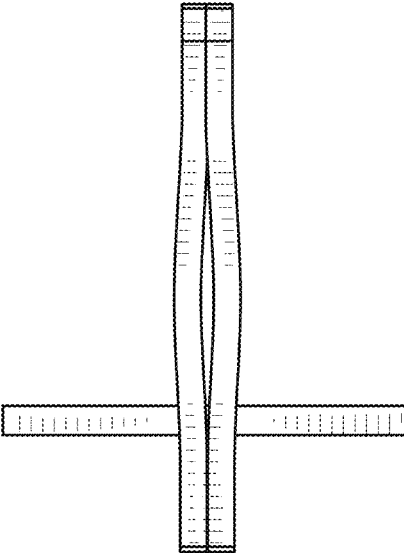


FIG. 7

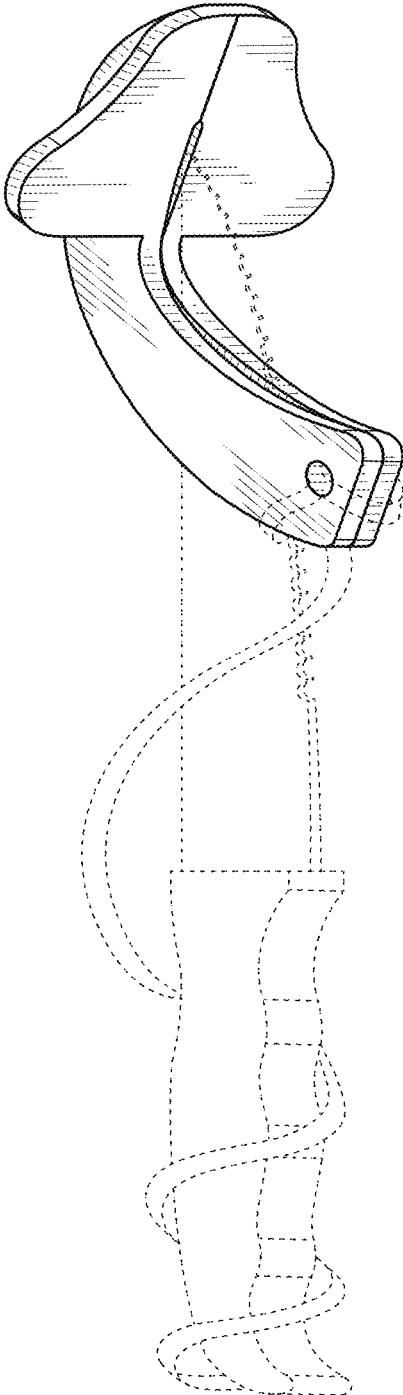


FIG. 8