



US00D821240S

(12) **United States Design Patent**
Webb

(10) **Patent No.:** **US D821,240 S**

(45) **Date of Patent:** **** Jun. 26, 2018**

(54) **CLAPPER**
(71) Applicant: **Jeffrey Webb**, San Marcos, CA (US)
(72) Inventor: **Jeffrey Webb**, San Marcos, CA (US)
(**) Term: **15 Years**

3,593,618 A * 7/1971 Eberle F01L 317/00
91/233
4,792,795 A * 12/1988 Foran G10K 1/064
116/150
D335,830 S * 5/1993 Ross D10/118
2005/0211059 A1* 9/2005 Rom G10K 1/072
84/406

* cited by examiner

(21) Appl. No.: **29/581,661**
(22) Filed: **Oct. 20, 2016**
(51) **LOC (11) Cl.** **10-05**
(52) **U.S. Cl.**
USPC **D10/118**
(58) **Field of Classification Search**
USPC D10/116, 116.1, 118; D11/157
CPC .. G10K 1/00; G10K 1/06; G10K 1/07; G10K
1/062-1/064; G10K 1/072; G10K 1/28;
G10K 1/30; G10K 1/071; G10K 1/08;
G08B 13/02; G08B 13/08
See application file for complete search history.

Primary Examiner — George D. Kirschbaum
Assistant Examiner — Joseph J Kukella
(74) *Attorney, Agent, or Firm* — Buche & Associates,
P.C.; John K. Buche; Bryce A. Johnson

(57) **CLAIM**

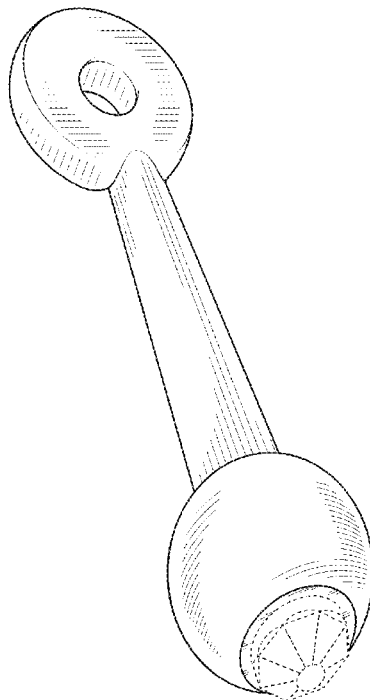
The ornamental design for a clapper, as shown and described.

DESCRIPTION

FIG. 1 is a perspective view of the clapper;
FIG. 2 is a front view of the clapper of FIG. 1;
FIG. 3 is a back view of the clapper of FIG. 1;
FIG. 4 is a left side view of the clapper of FIG. 1;
FIG. 5 is a right side view of the clapper of FIG. 1;
FIG. 6 is a top view of the clapper of FIG. 1;
FIG. 7 is a bottom view of the clapper of FIG. 1; and,
FIG. 8 is a contextual view of the clapper of FIG. 1.
Broken lines depict portions of the environment and the clapper that form no part of the claimed design.
The clapper features a unique appearance over prior art, including a gemstone on the lower portion of the clapper.

(56) **References Cited**
U.S. PATENT DOCUMENTS
1,349,694 A * 8/1920 Alexander G08B 13/08
116/75
1,929,197 A * 10/1933 Bridgham G10K 1/068
91/234
2,800,870 A * 7/1957 Garthwait, Jr. G10K 1/10
116/155
2,927,391 A * 3/1960 Herter A01K 85/01
367/139

1 Claim, 4 Drawing Sheets



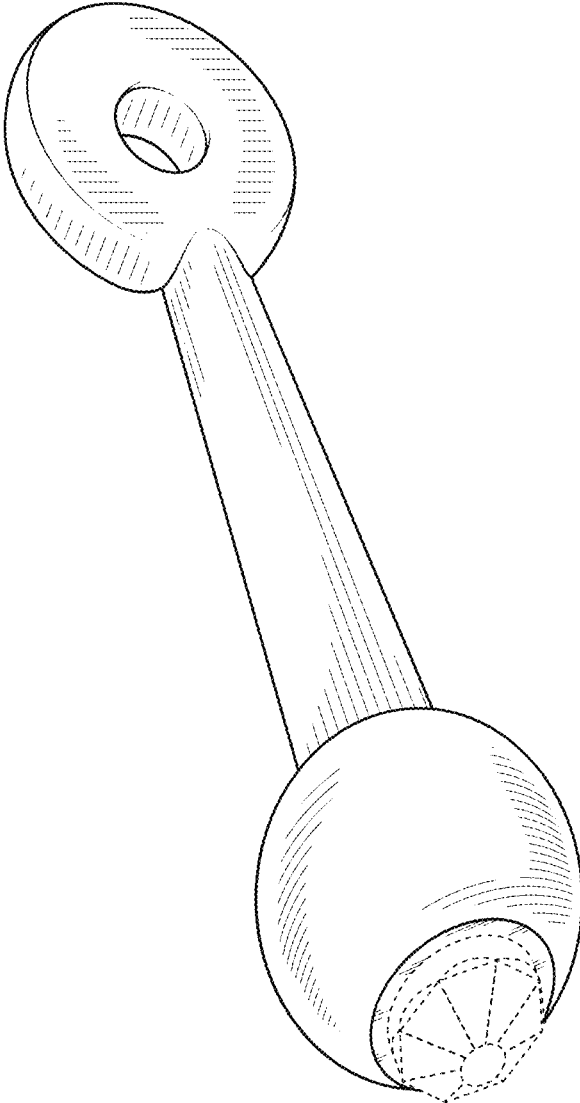


FIG. 1

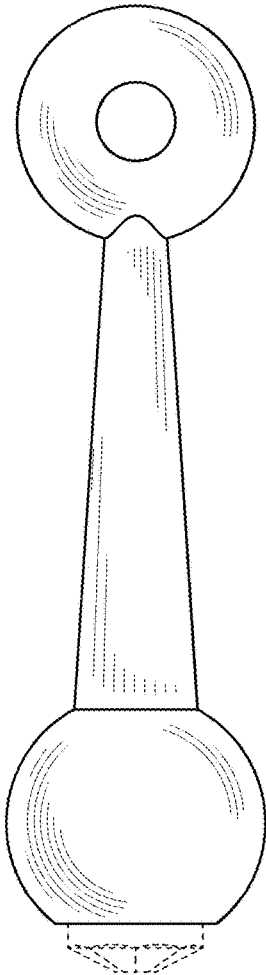


FIG. 2

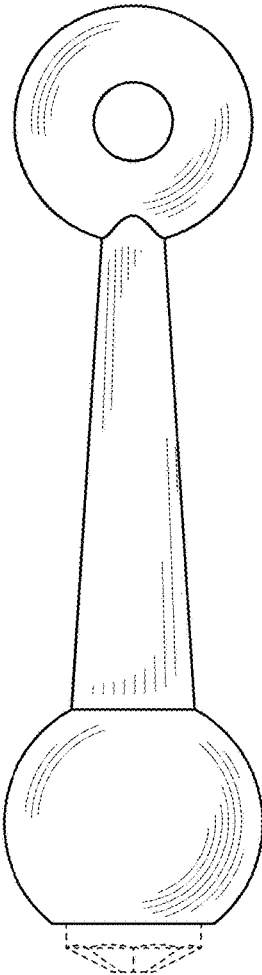


FIG. 3

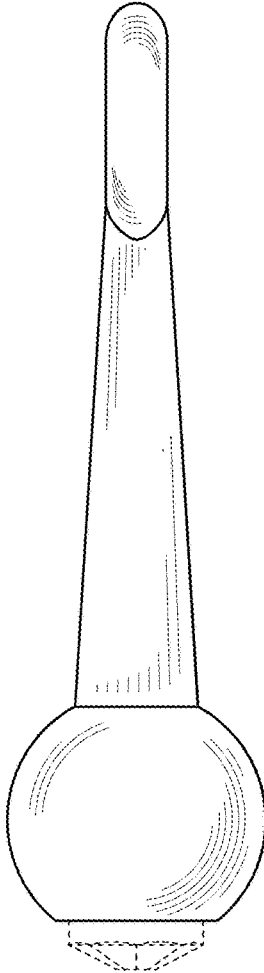


FIG. 4

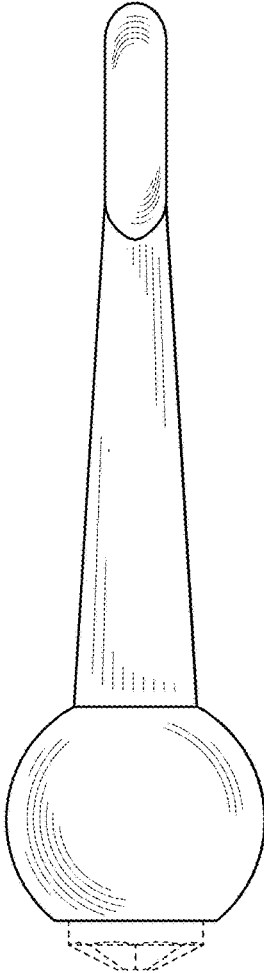


FIG. 5

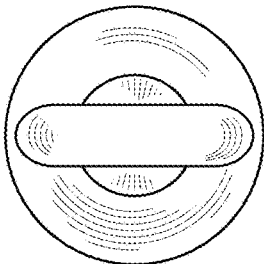


FIG. 6

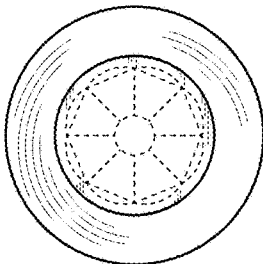


FIG. 7

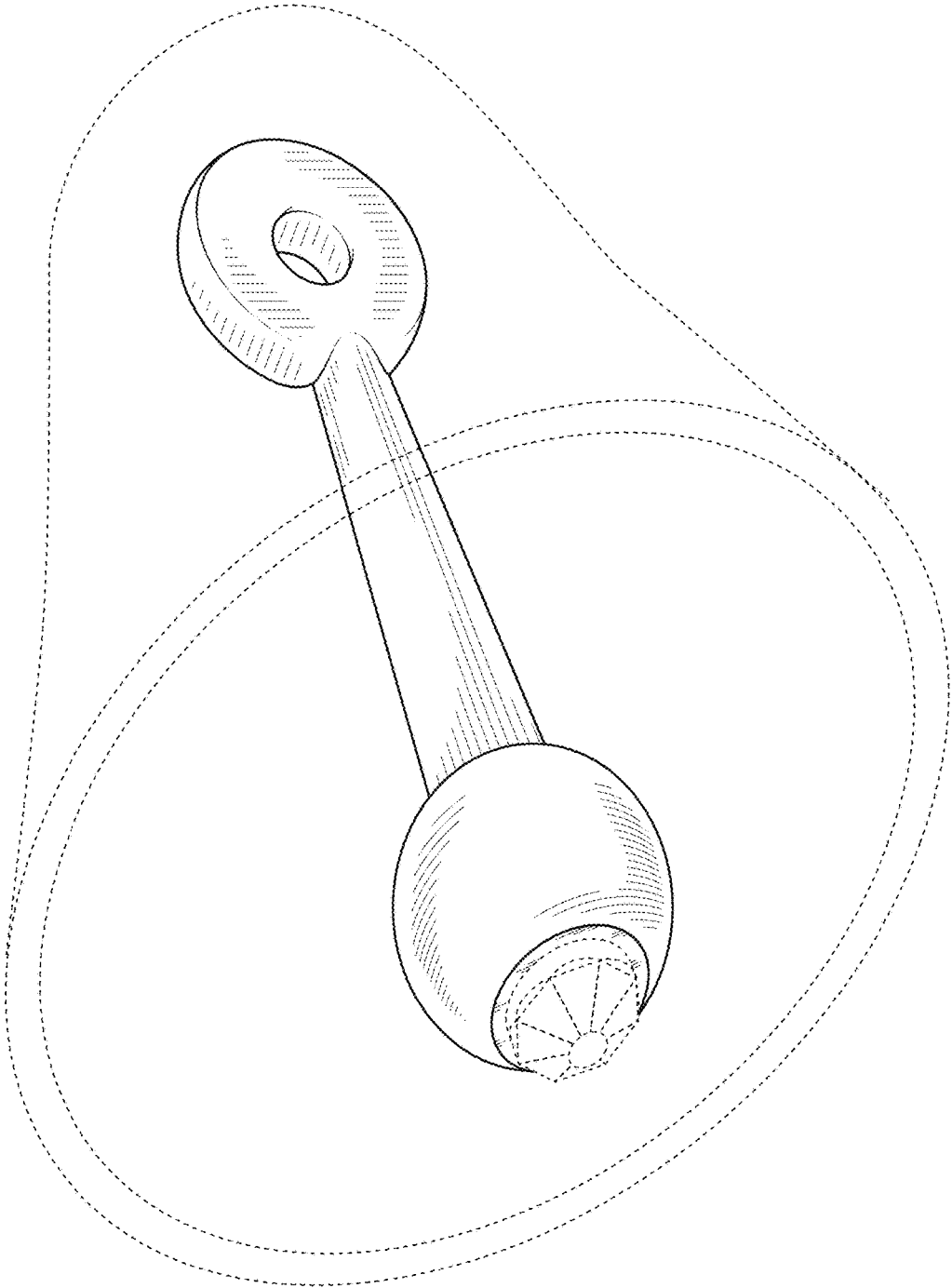


FIG. 8