



US00D833352S

(12) **United States Design Patent** (10) **Patent No.:** **US D833,352 S**  
**Reshetnyak** (45) **Date of Patent:** **\*\* Nov. 13, 2018**

(54) **LICENSE PLATE FRAME**  
(71) Applicant: **Nikolay Reshetnyak**, Moscow (RU)  
(72) Inventor: **Nikolay Reshetnyak**, Moscow (RU)  
(\*\*) Term: **15 Years**  
(21) Appl. No.: **29/624,865**  
(22) Filed: **Nov. 3, 2017**  
(51) **LOC (11) Cl.** ..... **12-16**  
(52) **U.S. Cl.** ..... **D12/193**  
USPC ..... **D12/193**  
(58) **Field of Classification Search**  
USPC ..... D12/193  
CPC ..... B60R 13/10; B60R 13/105; B60R 19/24;  
B60R 19/52  
See application file for complete search history.

D625,234 S \* 10/2010 Vuletic ..... D12/193  
D633,837 S \* 3/2011 Murray ..... D12/193  
D818,917 S \* 5/2018 Addy ..... D12/193  
D824,307 S \* 7/2018 Spencer ..... D12/193

\* cited by examiner  
*Primary Examiner* — George D. Kirschbaum  
*Assistant Examiner* — Natasha Vujcic  
(74) *Attorney, Agent, or Firm* — Buche & Associates,  
P.C.; John K. Buche; Bryce A. Johnson

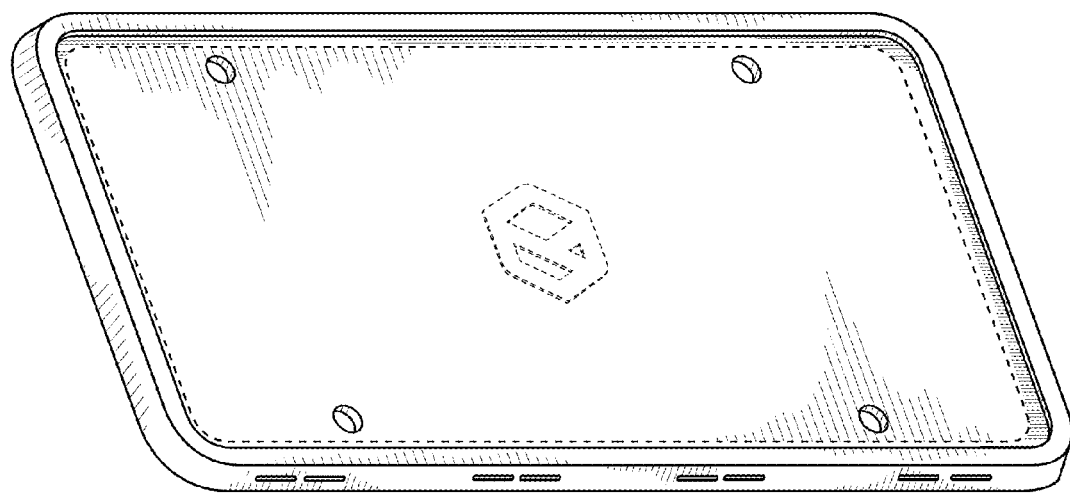
(56) **References Cited**  
U.S. PATENT DOCUMENTS  
D354,087 S \* 1/1995 Dunlap ..... D12/193  
D370,450 S \* 6/1996 Doan ..... D12/193  
D406,806 S \* 3/1999 Wallace ..... D12/193  
D408,341 S \* 4/1999 Spencer ..... D12/193  
D415,987 S \* 11/1999 Romero ..... D12/193  
D488,753 S \* 4/2004 Spencer ..... D12/193  
D489,031 S \* 4/2004 Leibman ..... D12/193  
D502,434 S \* 3/2005 Leibman ..... D12/193  
D547,381 S \* 7/2007 Hollands ..... D20/13  
D549,783 S \* 8/2007 Beno ..... D20/10  
D566,024 S \* 4/2008 Pacleb ..... D12/193  
D623,105 S \* 9/2010 Aneiros ..... D12/193

(57) **CLAIM**  
The ornamental design for a license plate frame, as shown and described.

**DESCRIPTION**

FIG. 1 is a perspective view of the license plate frame; FIG. 2 is a front view of the license plate frame of FIG. 1; FIG. 3 is a back view of the license plate frame of FIG. 1; FIG. 4 is a left side view of the license plate frame of FIG. 1; FIG. 5 is a right side view of the license plate frame of FIG. 1; FIG. 6 is a top view the license plate frame of FIG. 1; and, FIG. 7 is a bottom view of the license plate frame of FIG. 1.  
Broken lines illustrate environmental features and form no part of the claimed design.

**1 Claim, 3 Drawing Sheets**



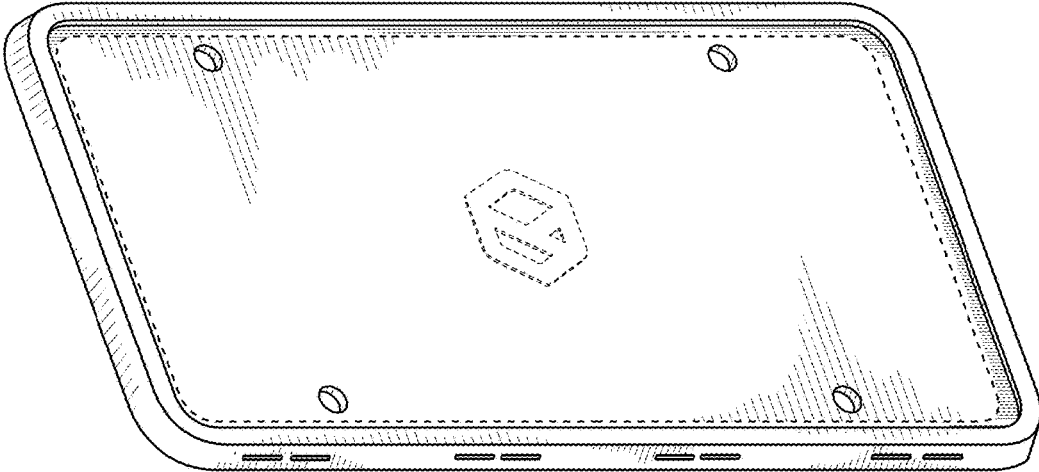


FIG. 1

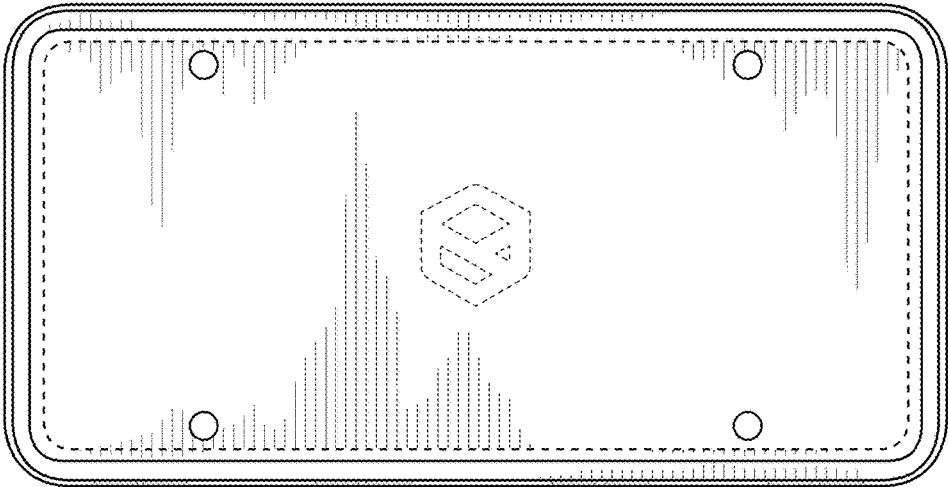


FIG. 2

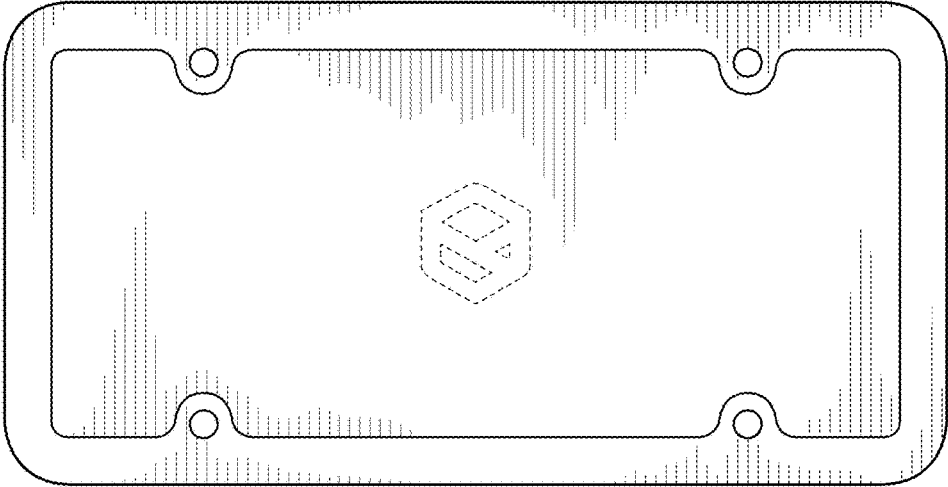


FIG. 3



FIG. 4



FIG. 5



FIG. 6




FIG. 7