



US00D836624S

(12) **United States Design Patent**
Berg

(10) **Patent No.:** **US D836,624 S**

(45) **Date of Patent:** **** Dec. 25, 2018**

(54) **MOBILE DEVICE HOLDER**

(71) Applicant: **David Berg**, San Diego, CA (US)

(72) Inventor: **David Berg**, San Diego, CA (US)

(**) Term: **15 Years**

(21) Appl. No.: **29/578,856**

(22) Filed: **Sep. 26, 2016**

(51) **LOC (11) Cl.** **14-03**

(52) **U.S. Cl.**
USPC **D14/253**

(58) **Field of Classification Search**
USPC D14/251-253, 447, 451, 452, 440, 434,
D14/458, 432, 439, 457, 460, 238.1, 140,
D14/142, 149, 217, 148, 140.8, 140.11,
D14/209.1, 151, 140.9, 250, 238;
D13/107, 108; D12/415, 223, 114, 420,
D12/417, 407, 177; D3/218, 215;
D16/242-245, 250, 237, 203, 214, 219;
D8/349; D6/675, 672, 673, 675.4, 553,
D6/676, 310, 406.3, 406.4, 406.5, 406.6,
D6/407, 567, 300, 682.3; 248/459, 460;
224/483
CPC F16M 11/00; F16M 11/04; F16M 11/041;
F16M 11/02; F16M 11/06; F16M 13/00;
H04M 1/02; H04M 1/04; H04M 1/11;
H04M 1/12; A47F 7/022; B62J 11/00;
H05K 7/00; G03B 17/56
See application file for complete search history.

8,861,714 B1 * 10/2014 Leibenhaut H04M 1/04
379/446
D730,889 S * 6/2015 Leibenhaut D14/253
D731,474 S * 6/2015 Leibenhaut D14/253
D752,341 S * 3/2016 Freeman D3/218

* cited by examiner

Primary Examiner — Janice Hallmark
(74) *Attorney, Agent, or Firm* — Buche & Associates,
P.C.; John K. Buche; Bryce A. Johnson

(57) **CLAIM**

I claim the ornamental design for a “mobile device holder,” as shown and described.

DESCRIPTION

FIG. 1 is an environmental view of the mobile device holder; FIG. 2 is an exploded environmental view of the mobile device holder of FIG. 1; FIG. 3 is a perspective view of the mobile device holder of FIG. 1; FIG. 4 is a front view of the mobile device holder of FIG. 1; FIG. 5 is a back view of the mobile device holder of FIG. 1; FIG. 6 is a left side view of the mobile device holder of FIG. 1; FIG. 7 is a right side view of the mobile device holder of FIG. 1; FIG. 8 is a top view of the mobile device holder of FIG. 1; and, FIG. 9 is a bottom view of the mobile device holder of FIG. 1.

Broken lines in FIGS. 1 and 2 depict environmental subject matter. Broken lines in FIGS. 4, 5, 6, 7, and 9, depict portions of the mobile device holder. All broken lines form no part of the claimed design.

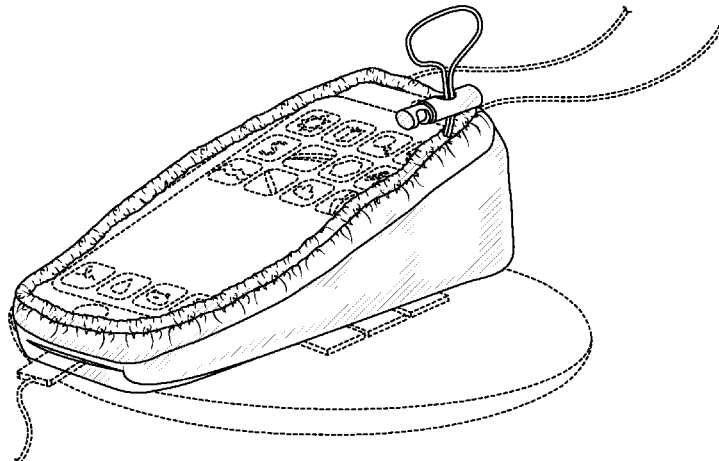
The mobile device holder features a unique appearance over prior art, including an angled base and a cinch.

1 Claim, 5 Drawing Sheets

(56) **References Cited**

U.S. PATENT DOCUMENTS

D654,751 S * 2/2012 Newnam D6/601
D665,994 S * 8/2012 Bamke D3/218
D687,833 S * 8/2013 Gittins D14/447
D691,147 S * 10/2013 Turvey D14/447
D693,351 S * 11/2013 Reeves D14/447
D693,827 S * 11/2013 Reeves D14/447



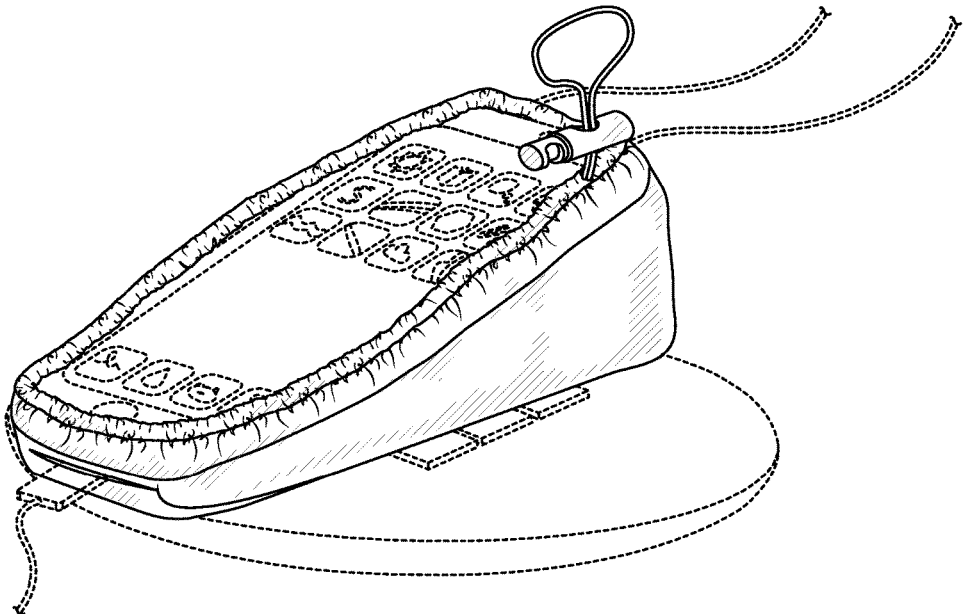


FIG. 1

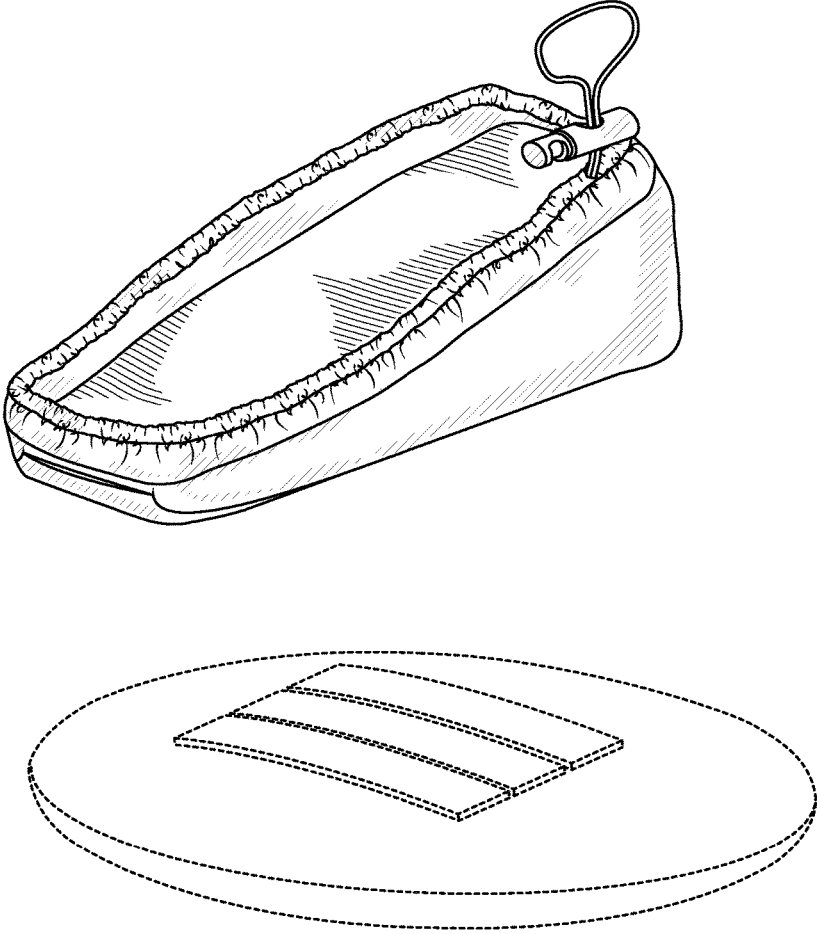


FIG. 2

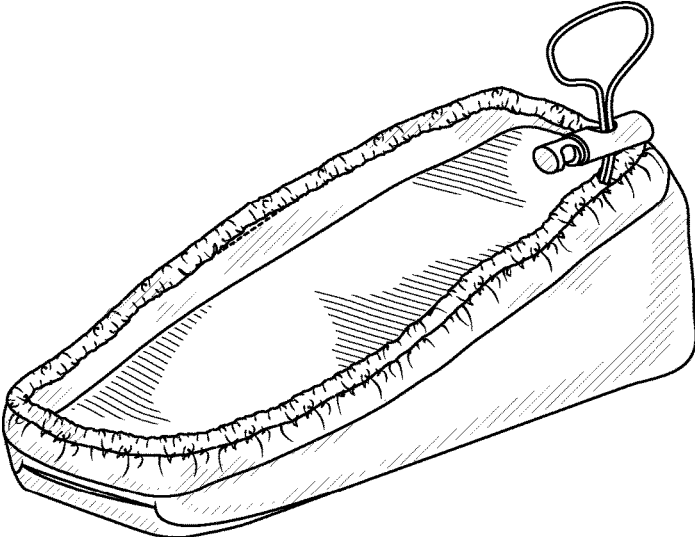


FIG. 3

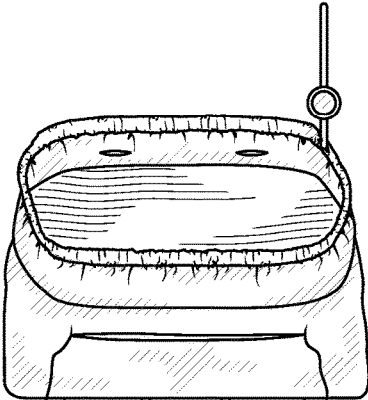


FIG. 4

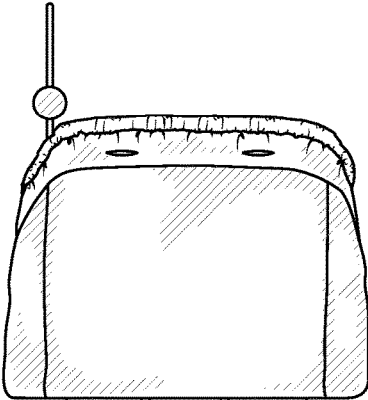


FIG. 5

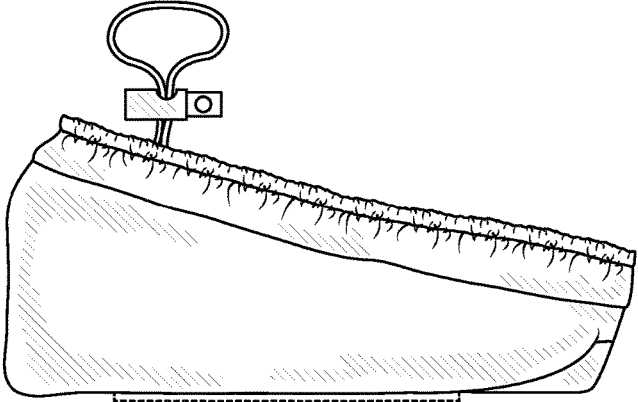


FIG. 6

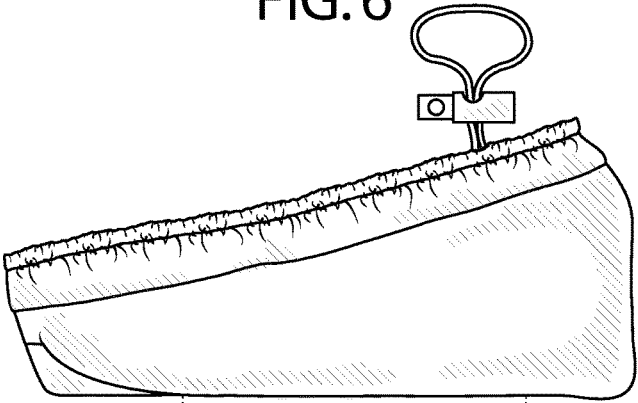


FIG. 7

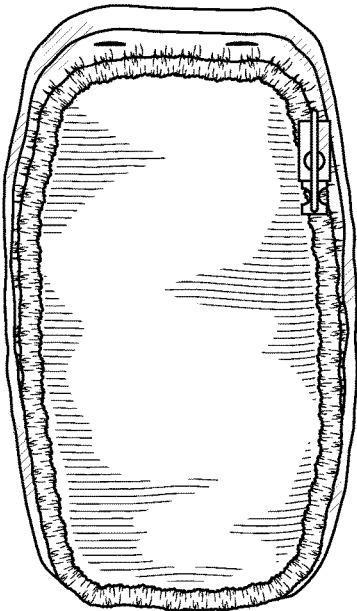


FIG. 8

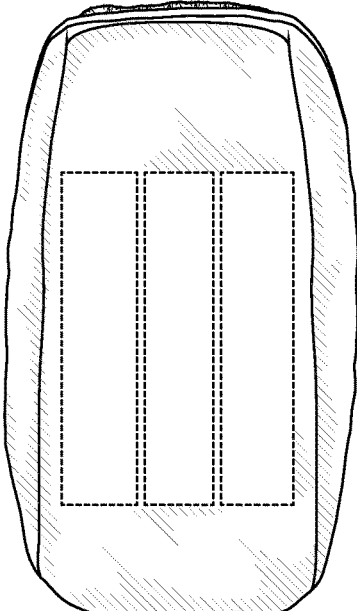


FIG. 9