



US00D859742S

(12) **United States Design Patent**
Harrel

(10) **Patent No.:** **US D859,742 S**

(45) **Date of Patent:** **** Sep. 10, 2019**

- (54) **MULTI-FUNCTION BAND**
- (71) Applicant: **Noa Harrel**, Santa Barbara, CA (US)
- (72) Inventor: **Noa Harrel**, Santa Barbara, CA (US)
- (**) Term: **15 Years**
- (21) Appl. No.: **29/623,962**
- (22) Filed: **Oct. 27, 2017**

- 2004/0055614 A1* 3/2004 Cave A45D 8/34
132/275
- 2012/0174942 A1* 7/2012 Carey A45D 8/34
132/273
- 2015/0335124 A1* 11/2015 Passarello A45D 8/36
132/275

* cited by examiner

Primary Examiner — Susan Bennett Hattan
Assistant Examiner — Rebecca Tsehaye
 (74) *Attorney, Agent, or Firm* — Buche & Associates,
 P.C.; John K. Buche; Bryce A. Johnson

Related U.S. Application Data

- (63) Continuation-in-part of application No. 15/724,595, filed on Oct. 4, 2017, which is a continuation-in-part of application No. 14/544,741, filed on Feb. 10, 2015.
- (51) **LOC (12) Cl.** **28-03**
- (52) **U.S. Cl.**
USPC **D28/41**
- (58) **Field of Classification Search**
USPC D28/42, 43, 39, 93; 132/53–56, 57.1, 132/201, 273, 275; 2/DIG. 11
CPC A45D 8/00; A45D 8/36; A42C 5/02
See application file for complete search history.

(57) **CLAIM**

I claim the ornamental design for a “multi-function band”, as shown and described.

DESCRIPTION

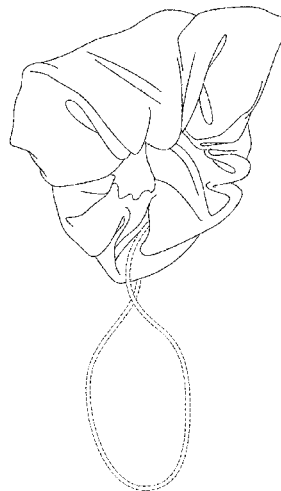
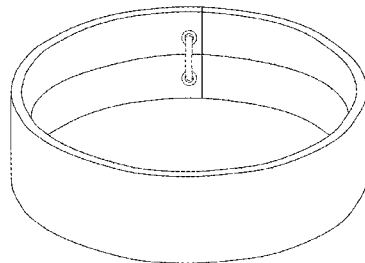
FIG. 1 is a perspective view of the multi-function band; FIG. 2 is a front view of the multi-function band FIG. 1; FIG. 3 is a back view of the multi-function band of FIG. 1; FIG. 4 is a left side view of the multi-function band of FIG. 1; FIG. 5 is a right side view of the multi-function band of FIG. 1; FIG. 6 is a top view the multi-function band of FIG. 1; FIG. 7 is a bottom view of the multi-function band of FIG. 1; FIG. 8 is a front perspective view of the multi-function band in a condition of use; FIG. 9 is a front view of the multi-function band of FIG. 1 in a condition of use; FIG. 10 is a front perspective view of the multi-function band in a condition of use; and, FIG. 11 is a side view of the multi-function band in a condition of use.
 Broken lines illustrate environmental features and form no part of the claimed design.

(56) **References Cited**

U.S. PATENT DOCUMENTS

D292,030	S	*	9/1987	Revson	D28/41
D315,036	S	*	2/1991	Leopold	D28/41
D348,330	S	*	6/1994	Marrese	D28/41
D348,331	S	*	6/1994	Marrese	D28/41
D362,738	S	*	9/1995	Marrese	D28/41
D373,850	S	*	9/1996	Revson	D28/41
5,655,224	A	*	8/1997	Sears	A42C 5/00 132/273
D391,675	S	*	3/1998	Meehan	D28/41
D395,139	S	*	6/1998	Lee	D28/41
D396,128	S	*	7/1998	Fergusson	D28/41
D425,248	S	*	5/2000	Hawley	D28/25
D429,032	S	*	8/2000	Hawley	D28/41

1 Claim, 7 Drawing Sheets



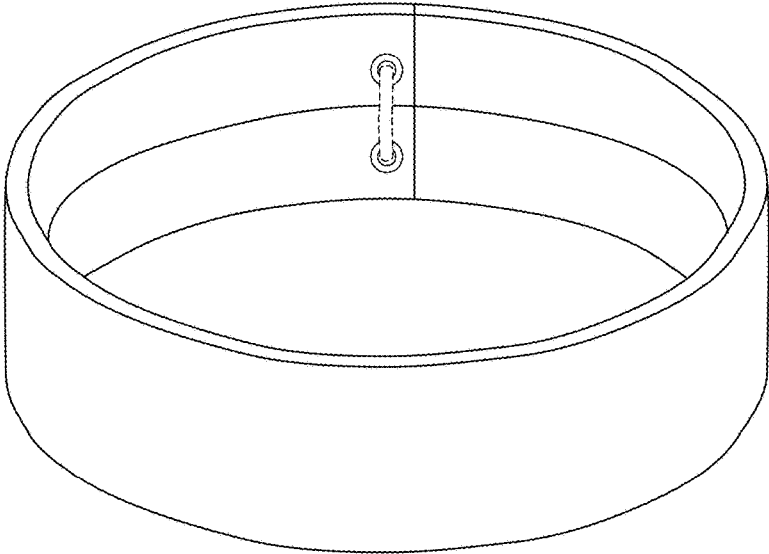


FIG. 1




FIG. 2

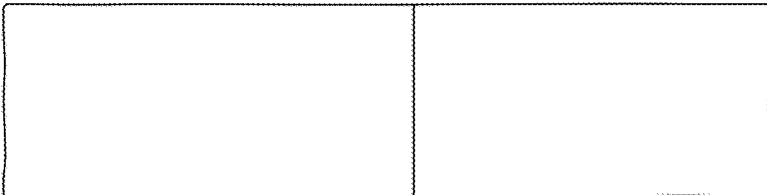


FIG. 3



FIG. 4



FIG. 5

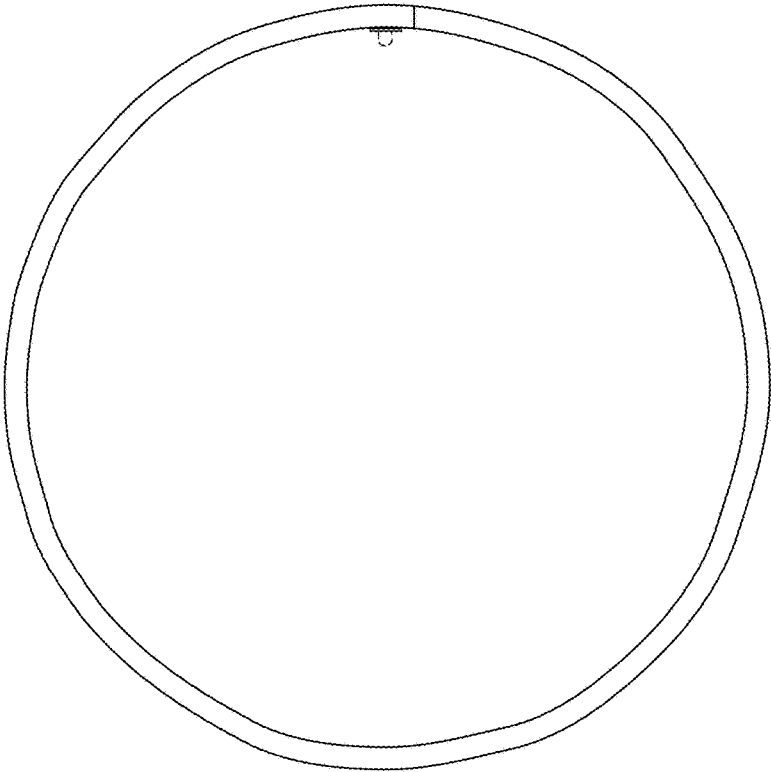


FIG. 6

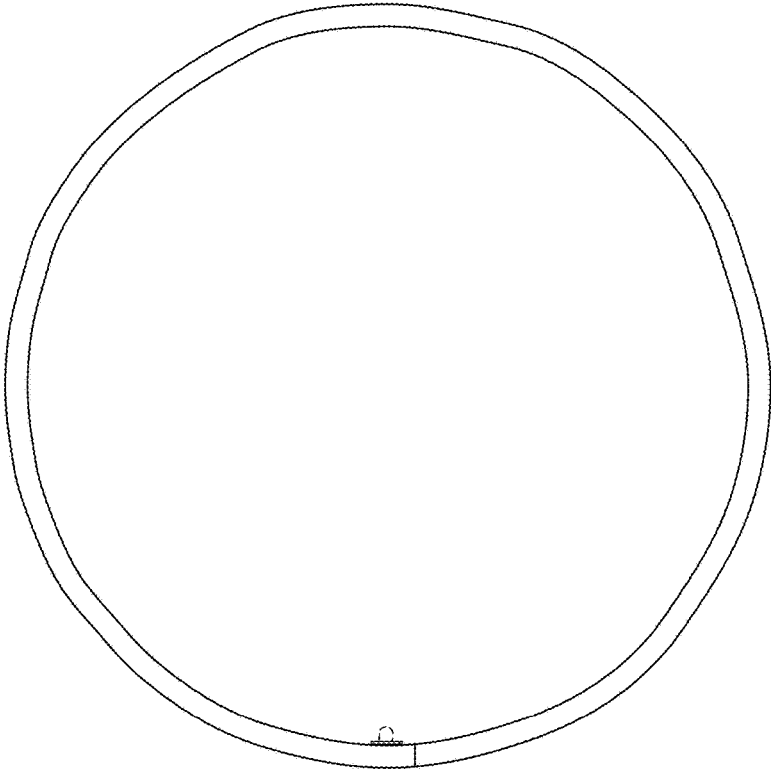


FIG. 7

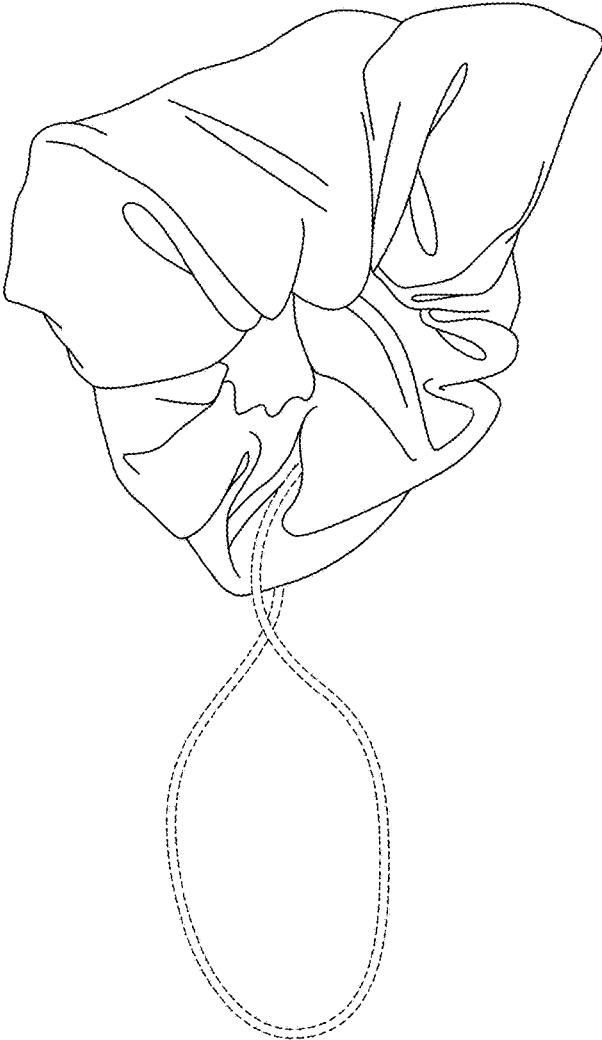


FIG. 8

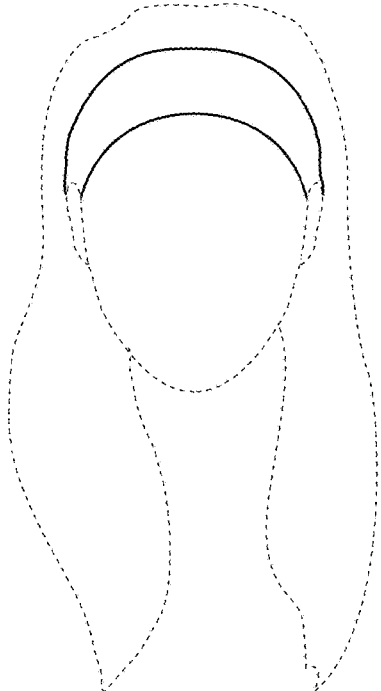


FIG. 9

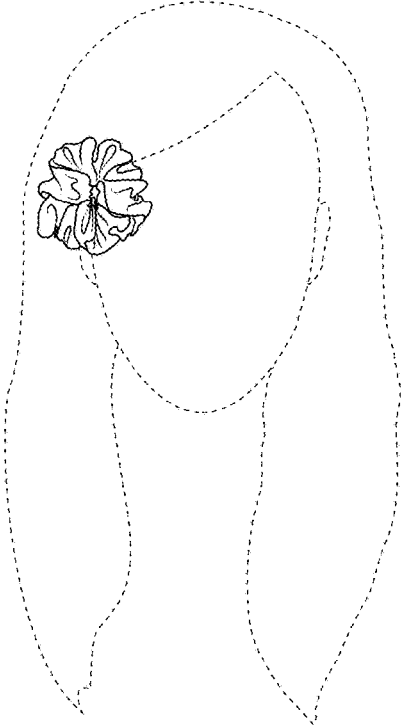


FIG. 10



FIG. 11