



US00D614306S

(12) **United States Design Patent**
Mai

(10) **Patent No.:** **US D614,306 S**
(45) **Date of Patent:** **** Apr. 20, 2010**

(54) **PEDICURE SPA**

(76) Inventor: **Trieu Xuan Mai**, 10031 Tahoka La.,
Sugarland, TX (US) 77498

(**) Term: **14 Years**

(21) Appl. No.: **29/340,853**

(22) Filed: **Jul. 27, 2009**

(51) **LOC (9) Cl.** **24-04**

(52) **U.S. Cl.** **D24/204**

(58) **Field of Classification Search** D24/200-205,
D24/212-213; D28/56, 61; D6/336, 495;
601/6, 15, 16, 64, 157-158, 30-32; 607/44;
4/622, 547.1

See application file for complete search history.

(56) **References Cited**

U.S. PATENT DOCUMENTS

D429,380	S	*	8/2000	Fontier et al.	D28/56
D479,919	S	*	9/2003	Genelli et al.	D6/336
D549,876	S	*	8/2007	Le	D28/56
D598,120	S	*	8/2009	Mai et al.	D24/204
D600,355	S	*	9/2009	Ton	D24/204

* cited by examiner

Primary Examiner—Cathron C Brooks
Assistant Examiner—Melanie Levy

(74) *Attorney, Agent, or Firm*—John K. Buche; Scott Compton; Buche & Associates, P.C.

(57) **CLAIM**

The ornamental design for a pedicure spa, as shown and described.

DESCRIPTION

FIG. 1 is a front perspective view of a pedicure spa showing my new design, wherein the broken lines form no part of the claimed design;

FIG. 2 is a rear elevational view of the same, wherein the broken lines form no part of the claimed design;

FIG. 3 is a front elevational view of the same, wherein the broken lines form no part of the claimed design;

FIG. 4 is a right side elevational view of the same, wherein the broken lines form no part of the claimed design;

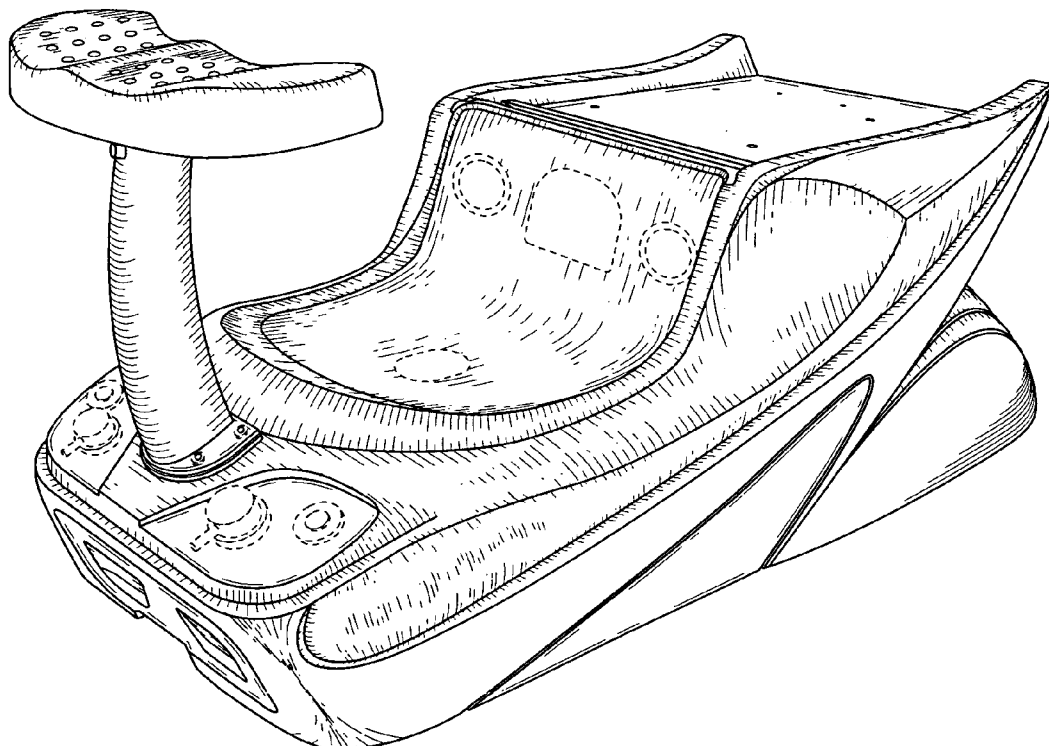
FIG. 5 is a left side elevational view of the same, wherein the broken lines form no part of the claimed design;

FIG. 6 is a top view of the same, wherein the broken lines form no part of the claimed design;

FIG. 7 is a bottom view of the same, wherein the broken lines form no part of the claimed design; and,

FIG. 8 is front perspective view of the pedicure spa including a sink attached thereto, whereby the broken lines of the sink and pedicure spa form no part of the claimed design.

1 Claim, 5 Drawing Sheets



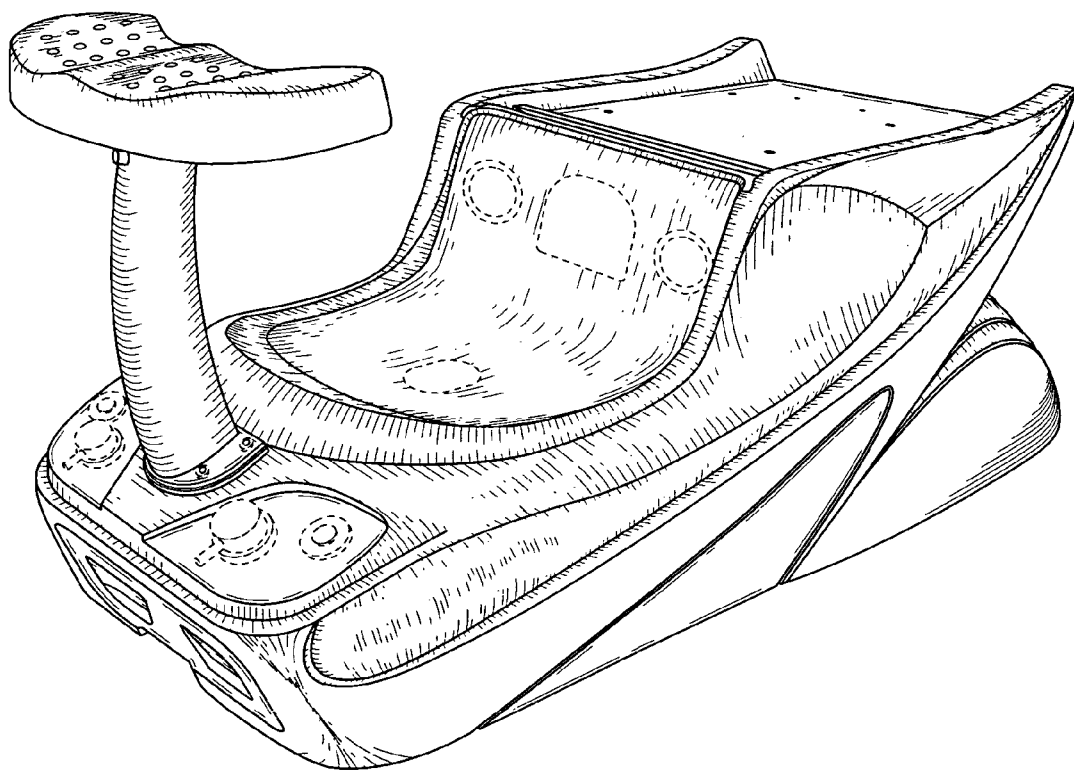


FIG. 1

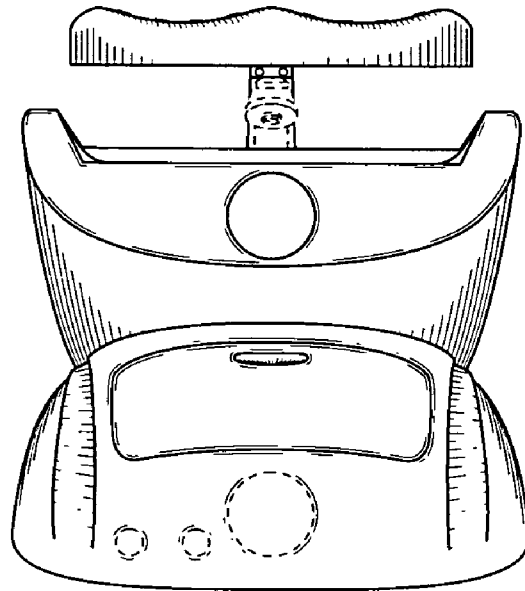


FIG. 2

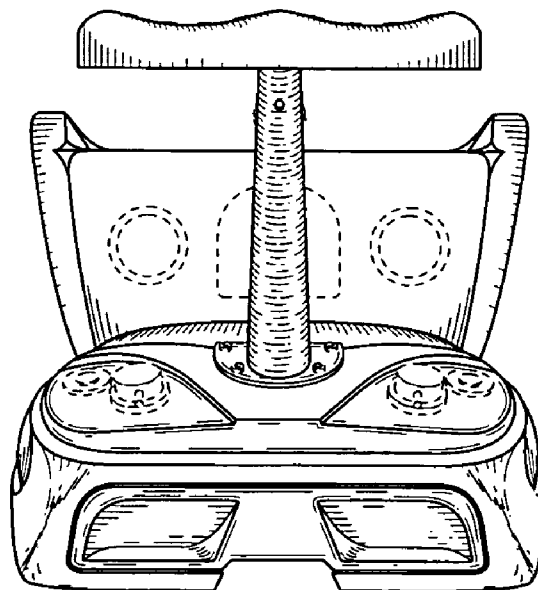


FIG. 3

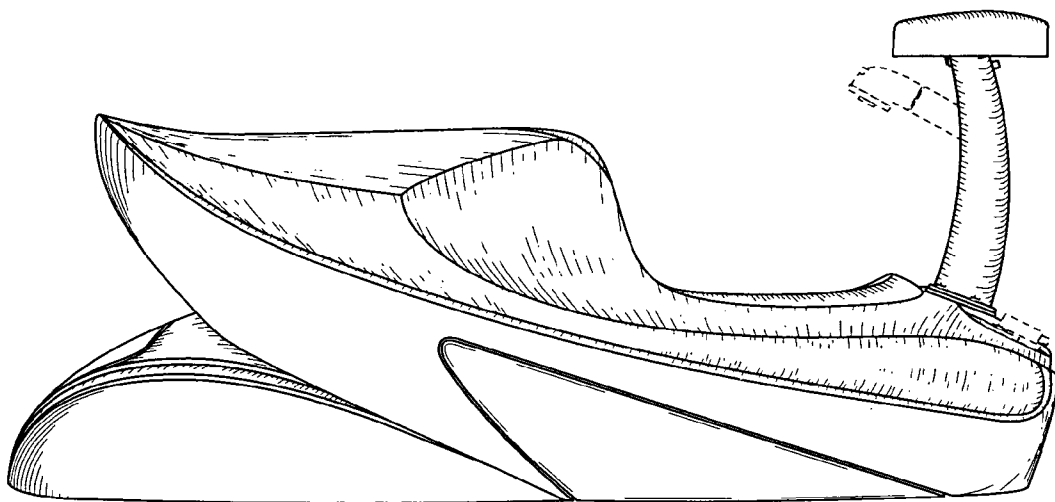


FIG. 4




FIG. 5

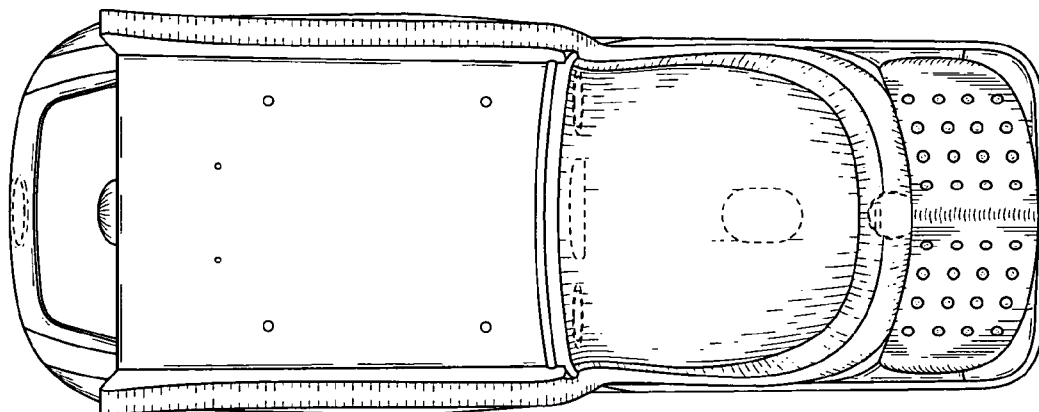


FIG. 6




FIG. 7

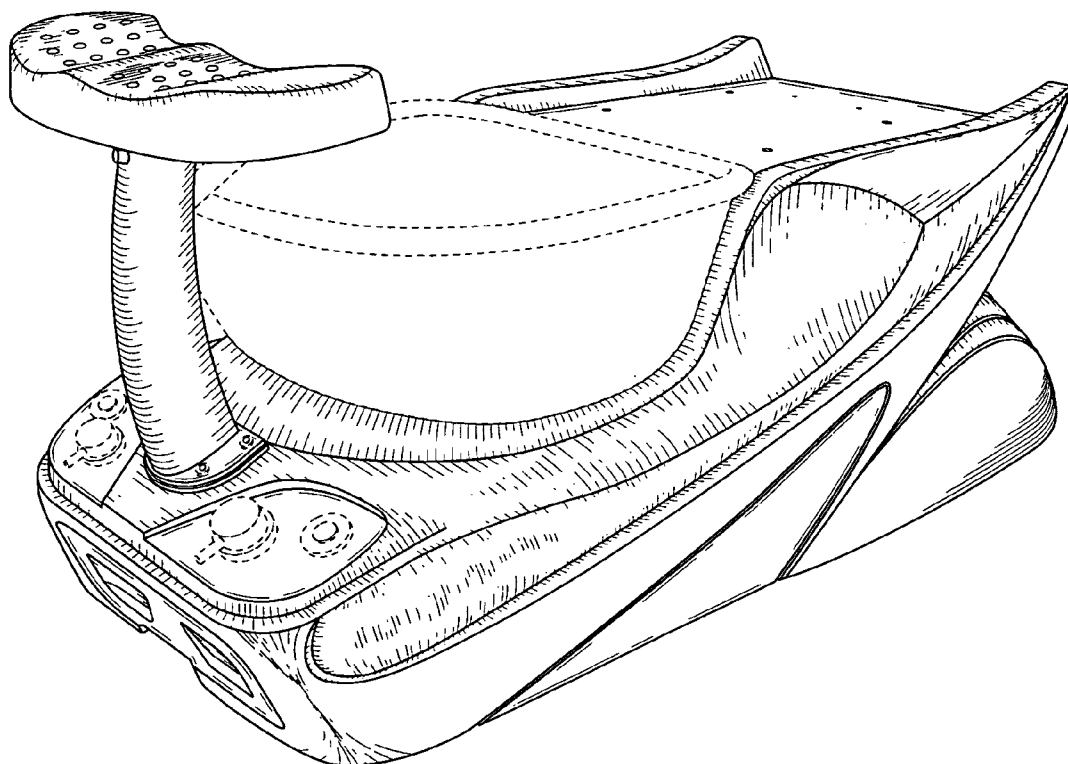


FIG. 8