



US00D617669S

(12) **United States Design Patent**
Webb

(10) **Patent No.:** **US D617,669 S**
(45) **Date of Patent:** **** Jun. 15, 2010**

(54) **BELL AND TUNING FORK CLAPPER**

(76) Inventor: **Jeffrey Allen Webb**, 218 W. San Marcos
#106-132, San Marcos, CA (US) 92069

(**) Term: **14 Years**

(21) Appl. No.: **29/302,261**

(22) Filed: **Jan. 14, 2008**

(51) **LOC (9) Cl.** **10-05**

(52) **U.S. Cl.** **D10/116**

(58) **Field of Classification Search** D10/116-120;
116/137 R, 67 R; 446/202, 204-206, 26,
446/421, 397; 70/456 R, 459; D8/356; 24/581.1,
24/574.1; 43/1; D21/406, 408, 496; D11/7,
D11/118, 121; 119/712; D17/22, 99; 84/402-410
See application file for complete search history.

(56) **References Cited**

U.S. PATENT DOCUMENTS

4,186,682	A *	2/1980	Longsdorf et al.	116/171
D289,620	S *	5/1987	Murtagh	D10/116
D335,830	S *	5/1993	Ross et al.	D10/116
5,235,893	A *	8/1993	Malta	84/406
5,258,209	A *	11/1993	Bankert et al.	428/11
D352,675	S *	11/1994	Ross et al.	D11/157

7,220,904 B2 * 5/2007 Rom 84/406

* cited by examiner

Primary Examiner—Caron Veynar

Assistant Examiner—George D Kirschbaum

(74) *Attorney, Agent, or Firm*—John K. Buche; Buche & Associates, P.C.

(57) **CLAIM**

The ornamental design for a bell and tuning fork clapper, as shown and described.

DESCRIPTION

FIG. 1 is a frontal perspective view of the bell and tuning fork clapper.

FIG. 2 is a bottom perspective view of the bell and tuning fork clapper of FIG. 1.

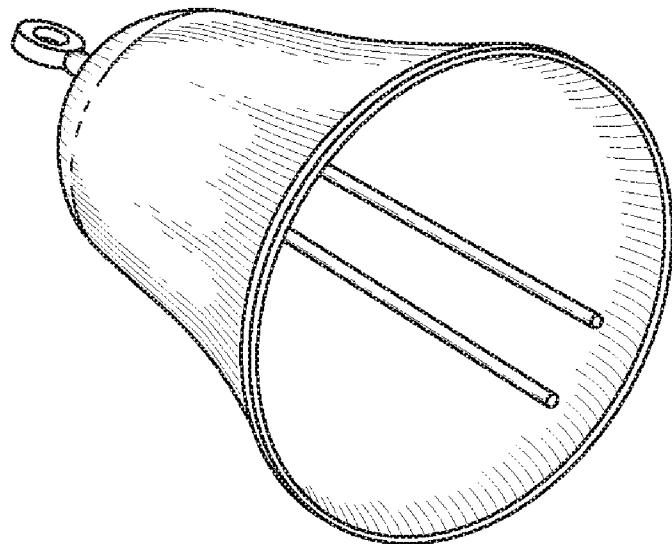
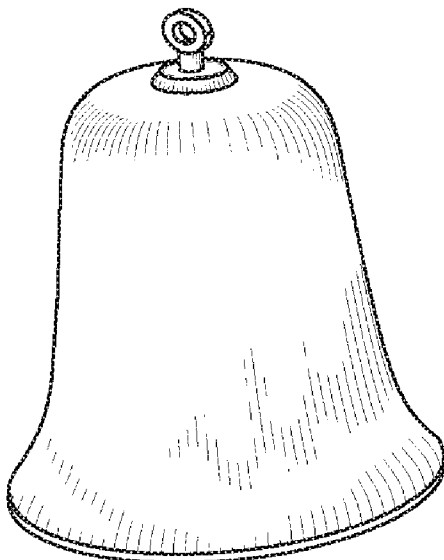
FIG. 3 is a side plan view of the bell and tuning fork clapper of FIG. 1.

FIG. 4 is a front plan view of the bell and tuning fork clapper of FIG. 1.

FIG. 5 is a top plan view of the bell and tuning fork clapper of FIG. 1; and,

FIG. 6 is a bottom plan view of the bell and tuning fork clapper of FIG. 1.

1 Claim, 2 Drawing Sheets



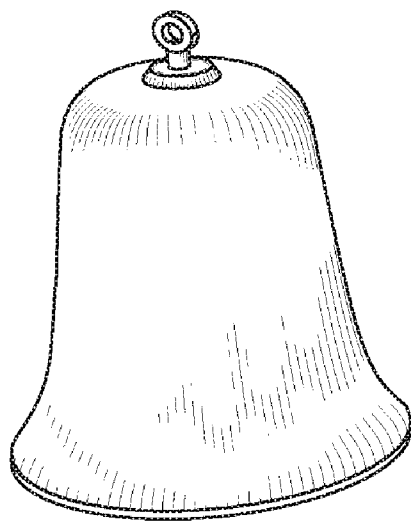


FIG. 1

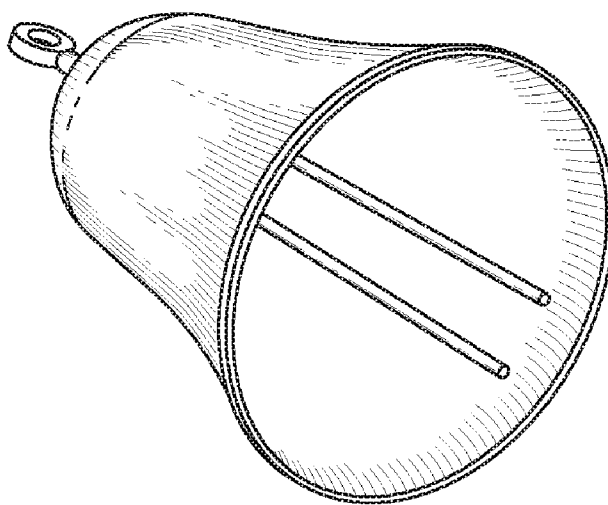


FIG. 2

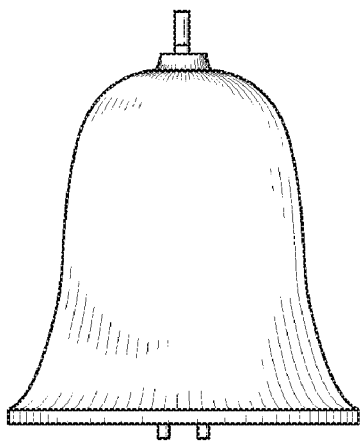


FIG. 3

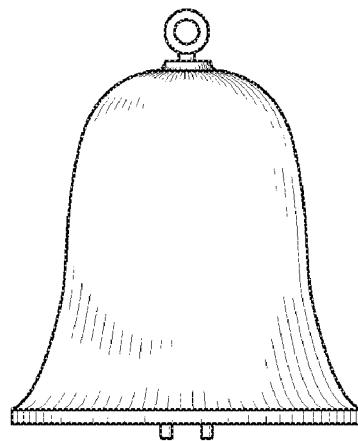


FIG. 4

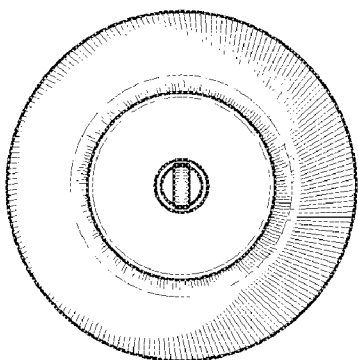


FIG. 5

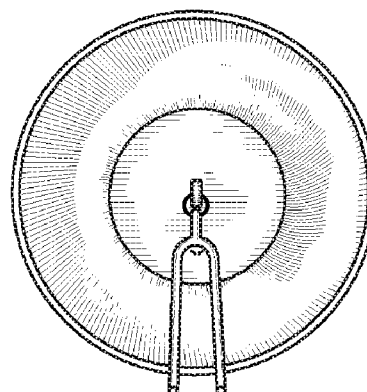


FIG. 6