



US00D653415S

(12) **United States Design Patent**
Zegdon

(10) **Patent No.:** **US D653,415 S**
(45) **Date of Patent:** **** Jan. 31, 2012**

(54) **STEAMER**

(76) Inventor: **Omri Zegdon**, Imperial Beach, CA (US)

(**) Term: **14 Years**

(21) Appl. No.: **29/398,993**

(22) Filed: **Aug. 8, 2011**

(51) **LOC (9) Cl.** **07-05**

(52) **U.S. Cl.** **D32/70**

(58) **Field of Classification Search** D32/73,
D32/72, 71, 70, 69, 68, 35; 392/404; 38/97,
38/96, 93, 88, 77.9, 77.83, 77.82, 77.81,
38/77.8, 77.7, 77.6, 77.5, 77.3, 77.1; 219/251,
219/245

See application file for complete search history.

(56) **References Cited**

U.S. PATENT DOCUMENTS

D409,807 S *	5/1999	Kondo	D32/70
D423,162 S *	4/2000	Sugimoto et al.	D32/70
D441,930 S *	5/2001	Choi	D32/70
D509,936 S *	9/2005	Barquin Santillan	D32/70
D516,764 S *	3/2006	Kihara	D32/70
D530,873 S *	10/2006	Poon	D32/70
D531,369 S *	10/2006	Archer et al.	D32/70
D537,593 S *	2/2007	Takahashi et al.	D32/70
D537,594 S *	2/2007	Takahashi et al.	D32/70

D538,498 S *	3/2007	Picozza et al.	D32/70
D594,166 S *	6/2009	Mizoguchi	D32/70
D629,991 S *	12/2010	Day et al.	D32/70

* cited by examiner

Primary Examiner — Austin Murphy

(57)

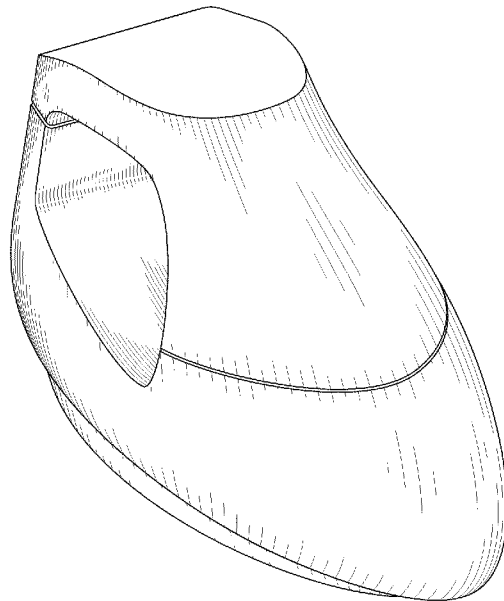
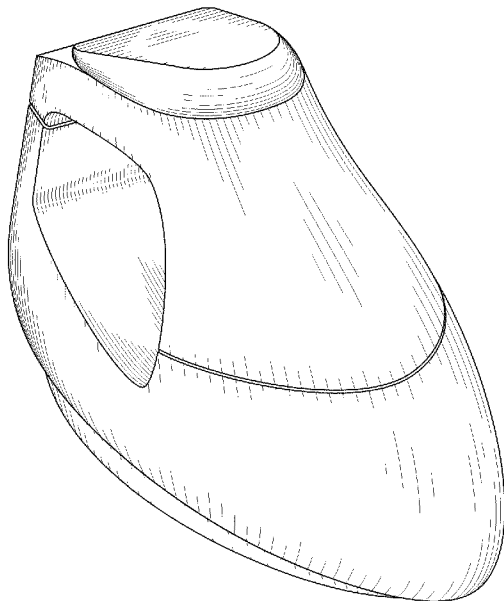
CLAIM

The ornamental design for a steamer, as shown and described.

DESCRIPTION

FIG. 1 is a perspective view of a steamer.
 FIG. 2 is a front view of the steamer of FIG. 1.
 FIG. 3 is a back view of the steamer of FIG. 1.
 FIG. 4 is a left side view of the steamer of FIG. 1.
 FIG. 5 is a right side view of the steamer of FIG. 1.
 FIG. 6 is a top view of the steamer of FIG. 1.
 FIG. 7 is a bottom view of the steamer of FIG. 1.
 FIG. 8 is a perspective view of another embodiment of a steamer.
 FIG. 9 is a front view of the steamer of FIG. 8.
 FIG. 10 is a back view of the steamer of FIG. 8.
 FIG. 11 is a left side view of the steamer of FIG. 8.
 FIG. 12 is a right side view of the steamer of FIG. 8.
 FIG. 13 is a top view of the steamer of FIG. 8; and,
 FIG. 14 is a bottom view of the steamer of FIG. 8.
 Aspects of the steamer drawn in broken lines do not form part of the claimed design.

1 Claim, 6 Drawing Sheets



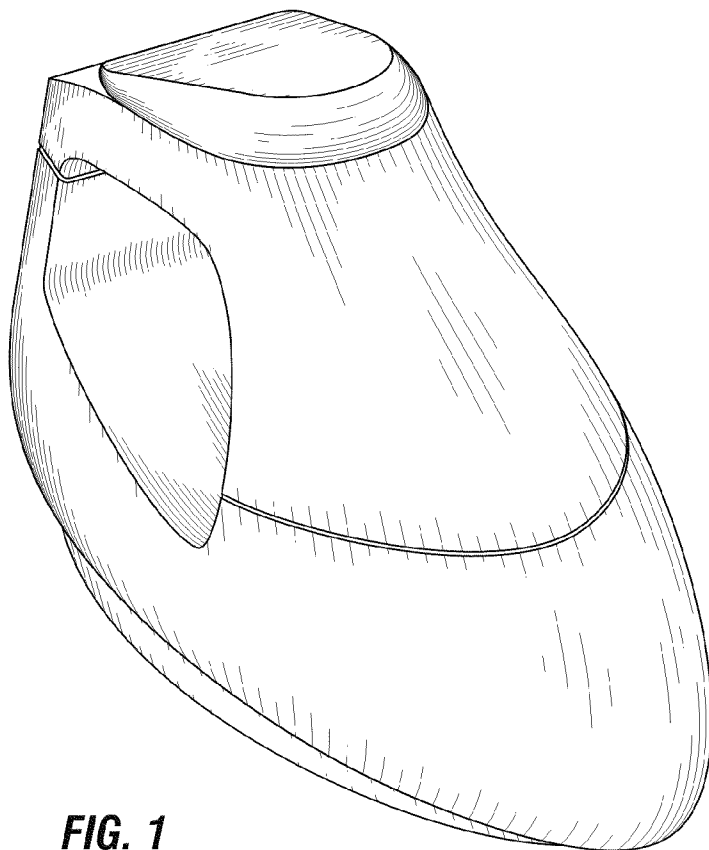


FIG. 1

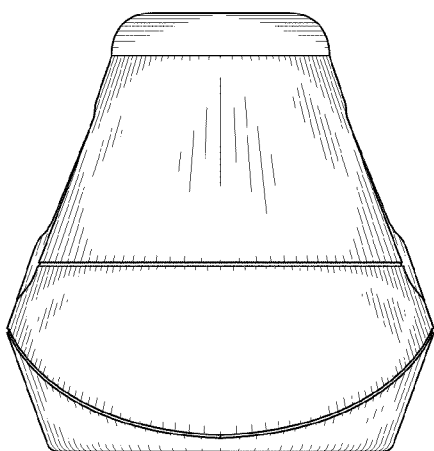


FIG. 2

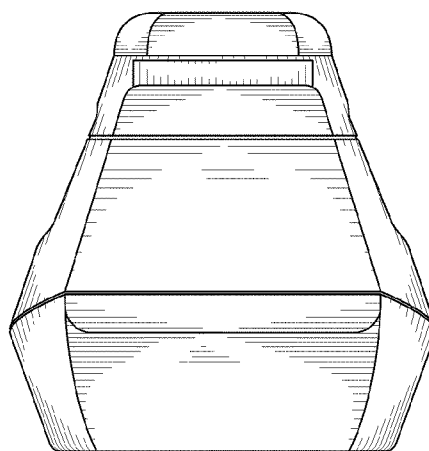


FIG. 3

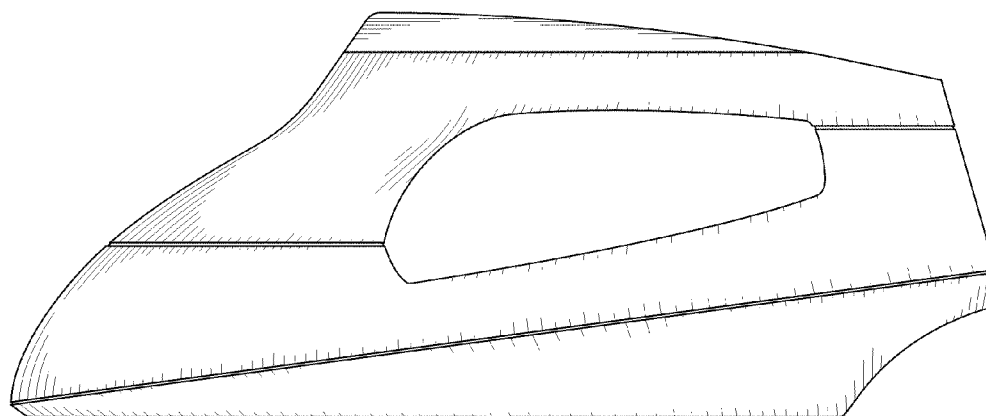


FIG. 4

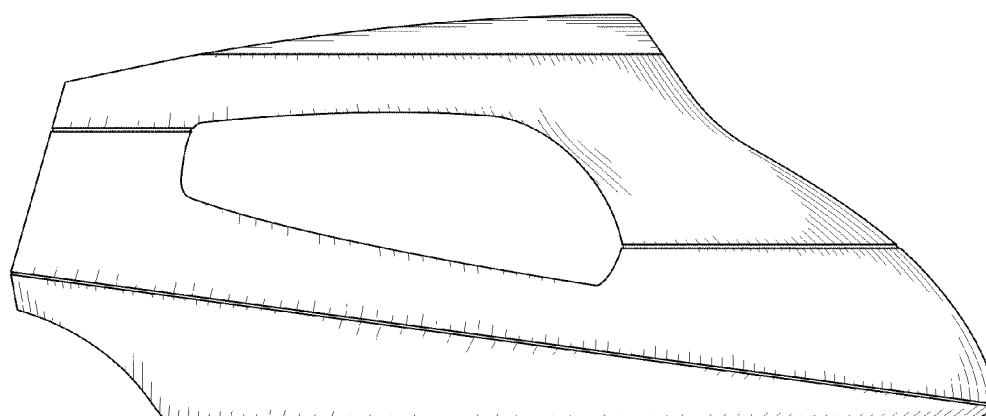


FIG. 5

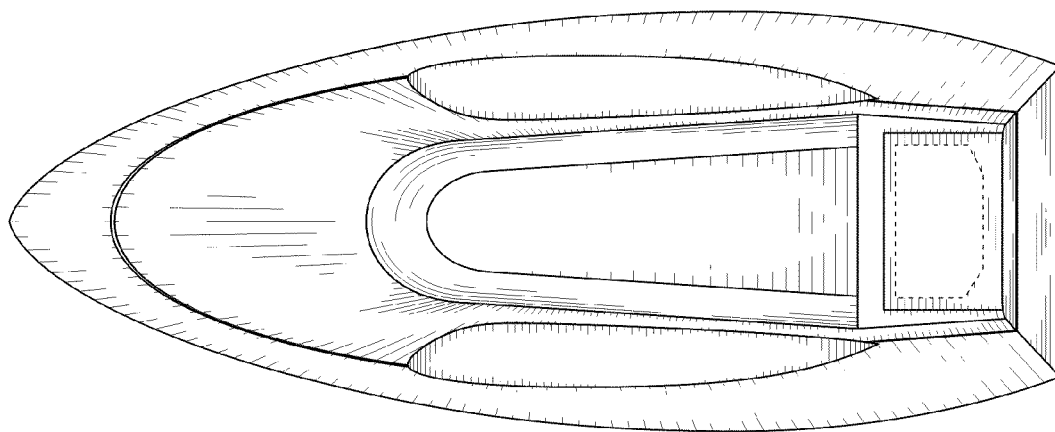


FIG. 6

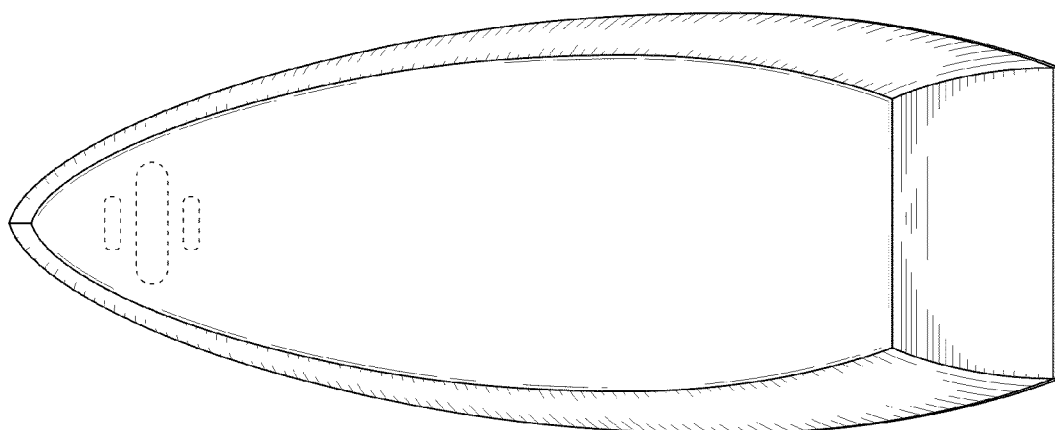


FIG. 7

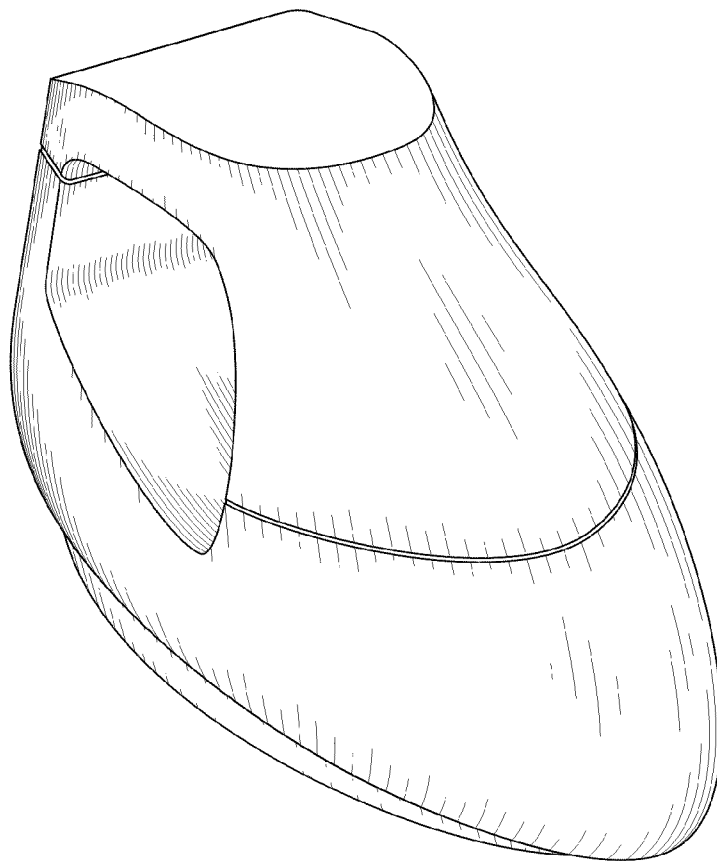


FIG. 8

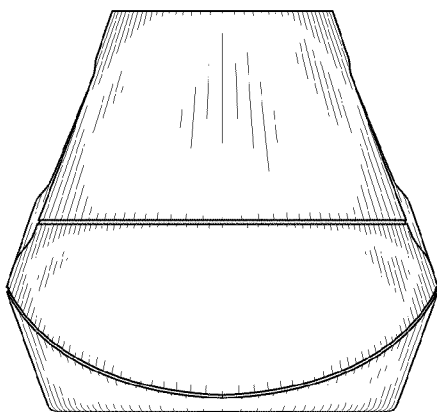


FIG. 9

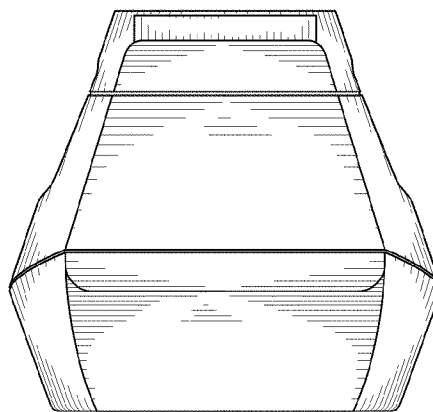


FIG. 10

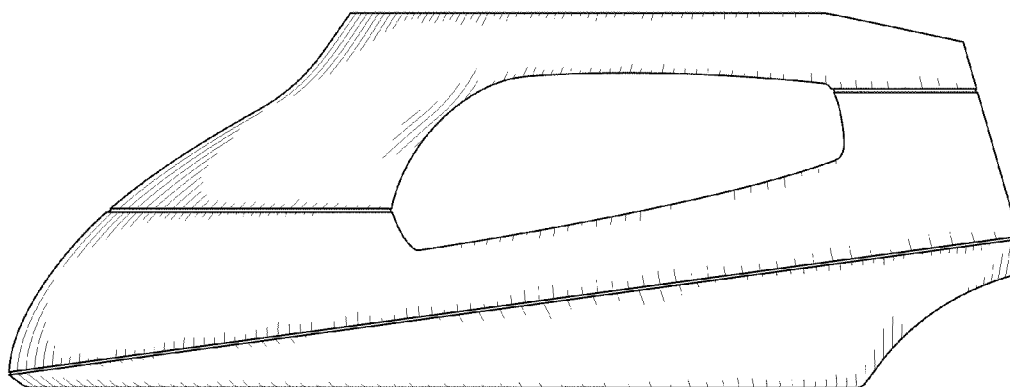


FIG. 11

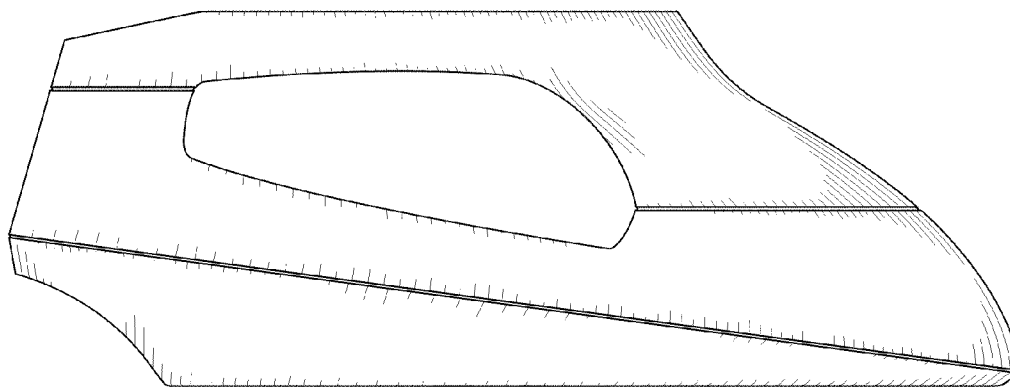


FIG. 12

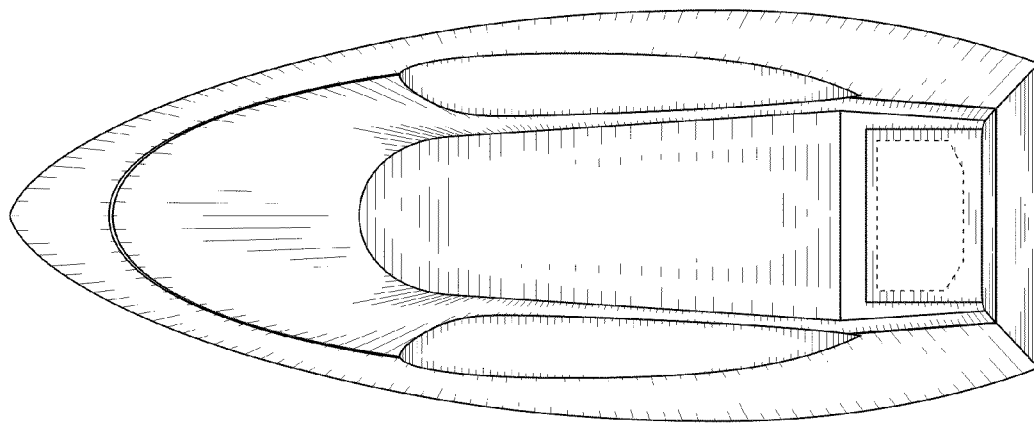


FIG. 13

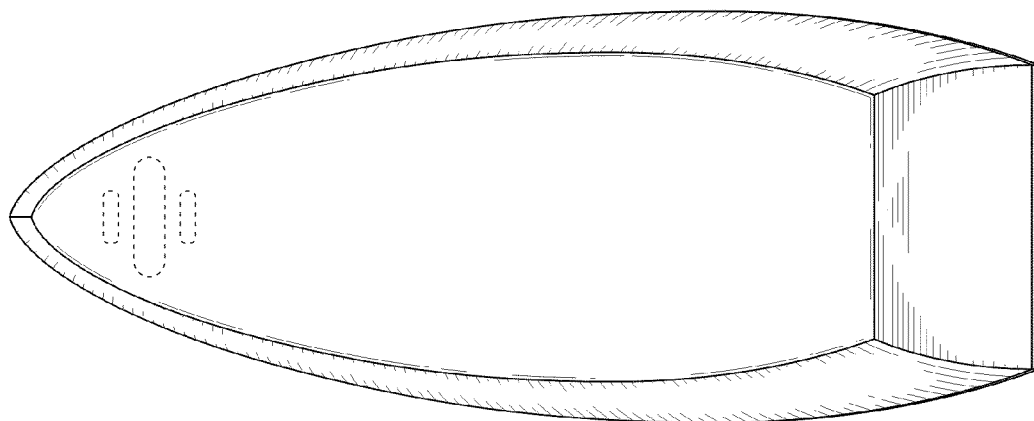


FIG. 14