



US00D655811S

(12) **United States Design Patent**
Basiliere et al.

(10) **Patent No.:** **US D655,811 S**

(45) **Date of Patent:** **** *Mar. 13, 2012**

(54) **BASIN FOR FEMININE HYGIENE**

(76) Inventors: **Christine Basiliere**, Chula Vista, CA
(US); **Kathleen Vestevich**, Chulla Vista,
CA (US)

(*) Notice: This patent is subject to a terminal disclaimer.

(**) Term: **14 Years**

(21) Appl. No.: **29/350,359**

(22) Filed: **Nov. 16, 2009**

(51) **LOC (9) Cl.** **24-04**

(52) **U.S. Cl.** **D24/123**

(58) **Field of Classification Search** D24/123,
D24/122, 121, 117; 4/450-458, DIG. 5,
4/258; 600/574; D7/397, 312, 316, 318,
D7/319; 222/465.1; D34/2

See application file for complete search history.

(56) **References Cited**

U.S. PATENT DOCUMENTS

D21,324 S *	2/1892	Gerard	D34/2
709,165 A *	9/1902	Linday	4/258
D139,711 S *	12/1944	Pannhausen et al.	D24/123
D160,772 S *	11/1950	Cowan	D7/319
D162,610 S *	3/1951	Aitken	D24/123
D236,409 S *	8/1975	Cyren	D7/319
D283,587 S *	4/1986	Otake	D7/319

D337,020 S *	7/1993	Huang	D7/318
D395,571 S *	6/1998	Antista et al.	D7/319
D405,526 S *	2/1999	Bonelli	D24/123
D422,831 S *	4/2000	Lucas et al.	D7/319
D453,657 S *	2/2002	Eklin	D7/319
D562,448 S *	2/2008	Donohue	D24/121

* cited by examiner

Primary Examiner — David Muller

(74) *Attorney, Agent, or Firm* — Buche & Associates, P.C.;
John K. Buche


(57) **CLAIM**

The ornamental design for a basin for feminine hygiene, as shown and described.

DESCRIPTION

FIG. 1 is a perspective view of the basin.
FIG. 2 is a right-side elevation view thereof.
FIG. 3 is a left-side elevation view thereof.
FIG. 4 is a front elevation view thereof.
FIG. 5 is a back elevation view thereof.
FIG. 6 is a top plan view thereof; and,
FIG. 7 is a bottom plan view thereof.
The circular dashed line immediately adjacent to the claimed rim of the basin in FIG. 6 represents the boundary of the claimed design. The dashed lines on the bottom of the basin in FIG. 7 illustrate the portions of the design that form no part of the claimed design. None of the broken lines form any part of the claimed design.

1 Claim, 4 Drawing Sheets






FIG. 1

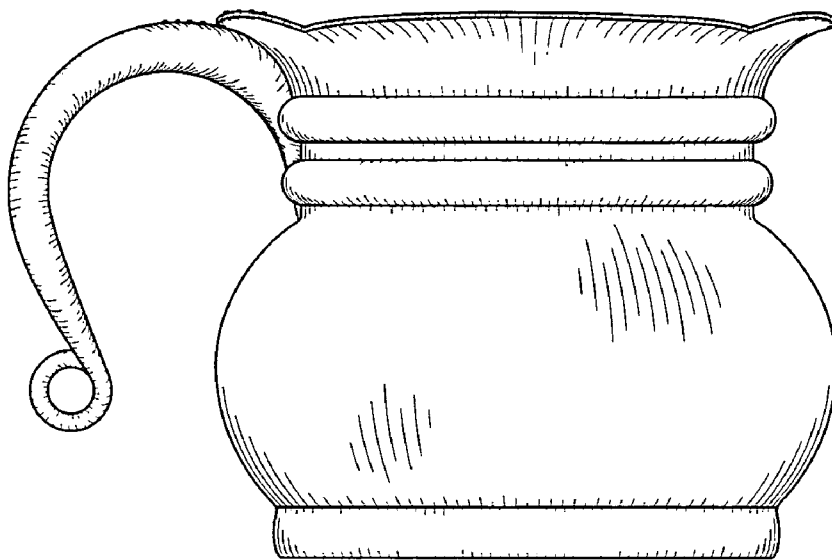


FIG. 2

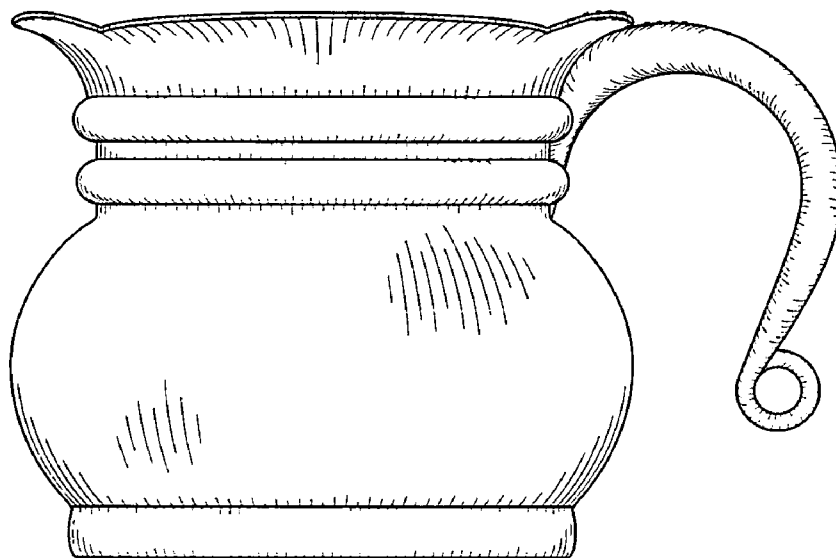


FIG. 3

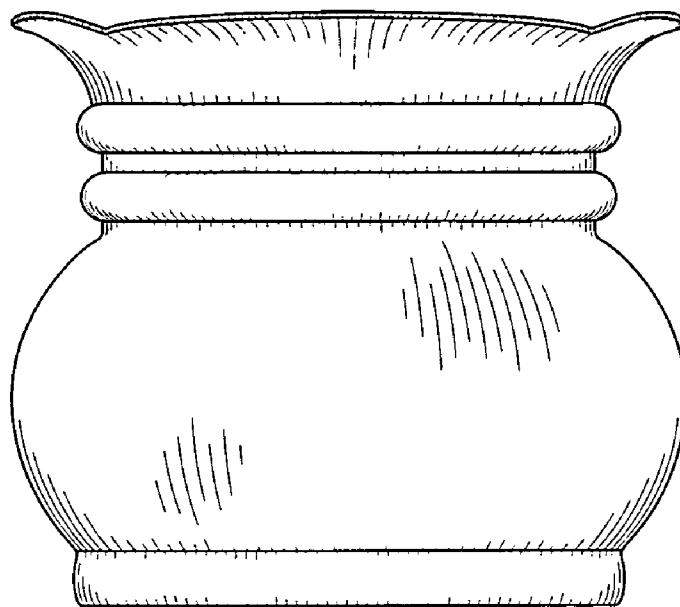


FIG. 4

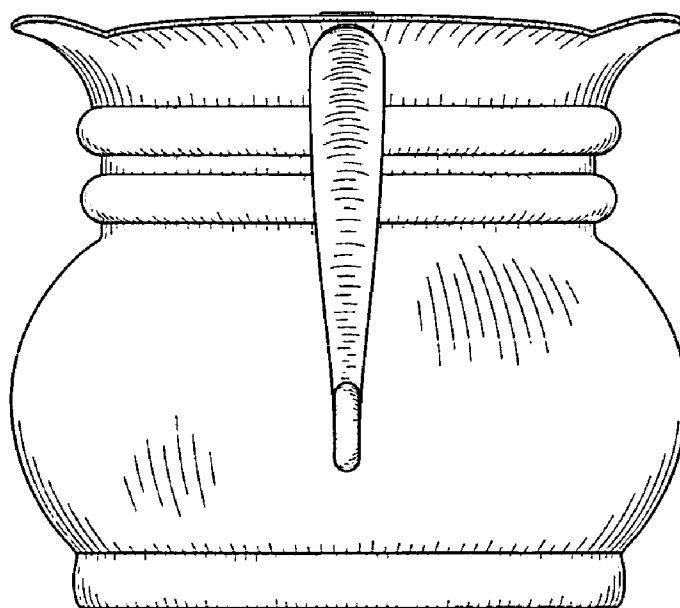


FIG. 5

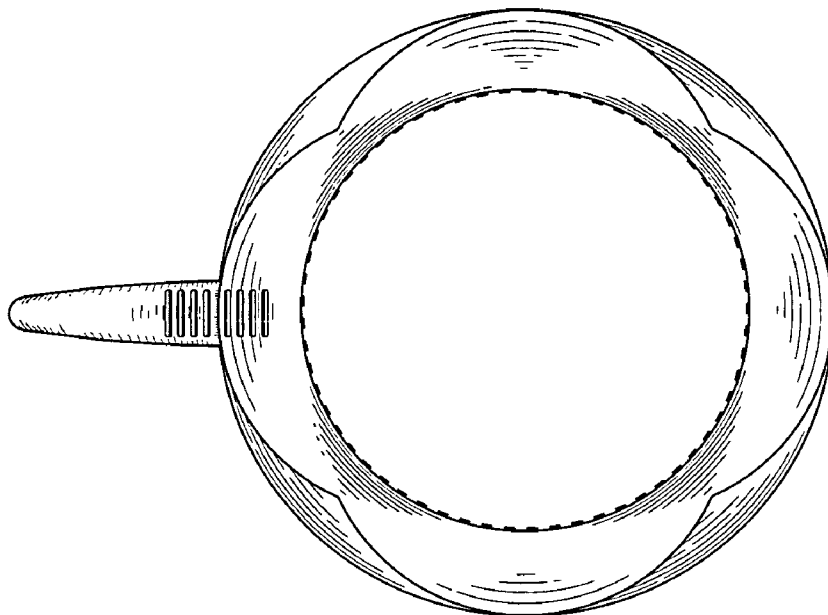


FIG. 6

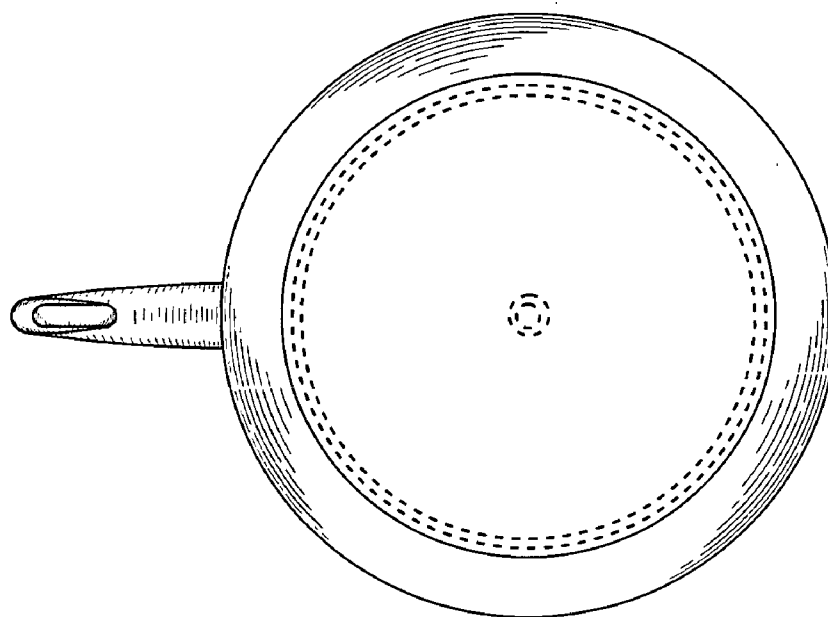


FIG. 7