



US00D670859S

(12) **United States Design Patent**
Palacios

(10) **Patent No.:** **US D670,859 S**

(45) **Date of Patent:** **** Nov. 13, 2012**

(54) **HAIR FOIL TRAY**

(76) Inventor: **Antonio Palacios**, Brenham, TX (US)

(**) Term: **14 Years**

(21) Appl. No.: **29/397,623**

(22) Filed: **Jul. 26, 2011**

(51) **LOC (9) Cl.** **28-03**

(52) **U.S. Cl.** **D28/9; D28/73**

(58) **Field of Classification Search** D28/9-10,
D28/73-75; 248/133, 146, 371, 117.1-117.7;
206/558, 561, 562-566, 581, 823; 219/242;
211/70.6, 73, 74, 26, 69.5; D6/571
See application file for complete search history.

(56) **References Cited**

U.S. PATENT DOCUMENTS

4,068,760	A *	1/1978	Johnson, Jr.	211/74
4,412,618	A *	11/1983	La Conte	206/581
5,485,931	A *	1/1996	Barr, Jr.	211/70.6
D584,856	S *	1/2009	Kirschenmann	D28/73
D584,857	S *	1/2009	Kirschenmann	D28/73
D607,607	S *	1/2010	Russell	D28/73
D608,945	S *	1/2010	Coleman et al.	D28/9

D610,304	S *	2/2010	Hong et al.	D28/9
2003/0116516	A1 *	6/2003	Belokin et al.	211/69.5
2009/0065661	A1 *	3/2009	Burk	248/146

* cited by examiner

Primary Examiner — Jennifer Rivard

(74) *Attorney, Agent, or Firm* — John Karl Buche; Buche & Associates, P.C.

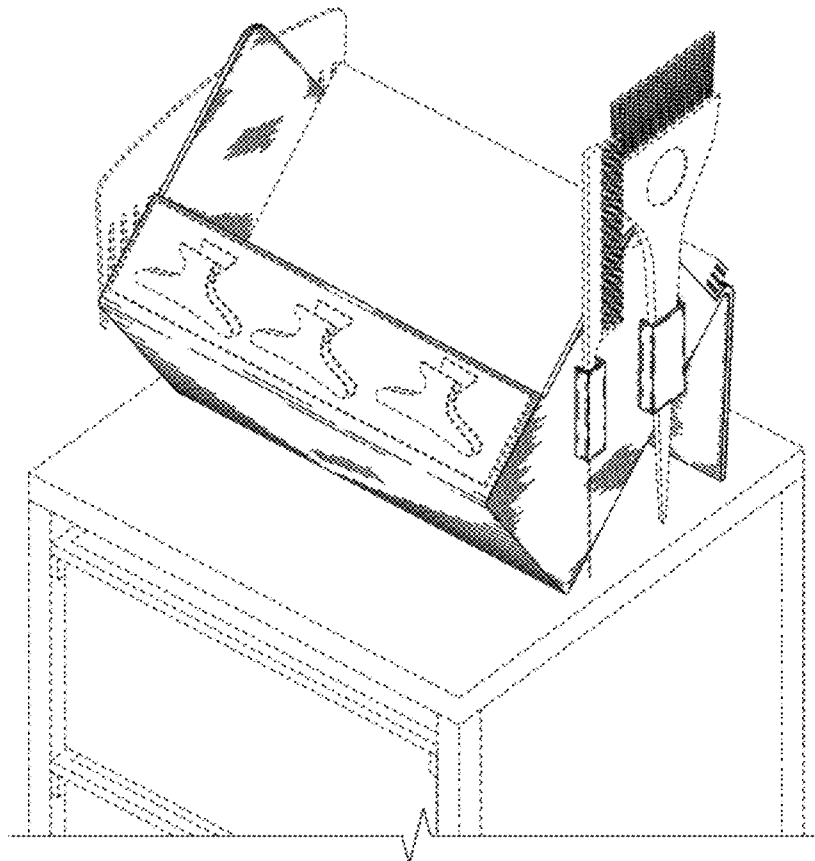
(57) **CLAIM**

The ornamental design for a hair foil tray, as shown and described.

DESCRIPTION

FIG. 1 is a front perspective view of a hair foil tray showing my new design;
FIG. 2 is a rear view of the same;
FIG. 3 is a front view of the same;
FIG. 4 is a right side view of the same;
FIG. 5 is a left side view of the same;
FIG. 6 is a top view of the same;
FIG. 7 is a bottom view of the same; and,
FIG. 8 is a front perspective view of the hair foil tray, wherein the broken lines illustrate environmental structure that forms no part of the claimed design.

1 Claim, 5 Drawing Sheets



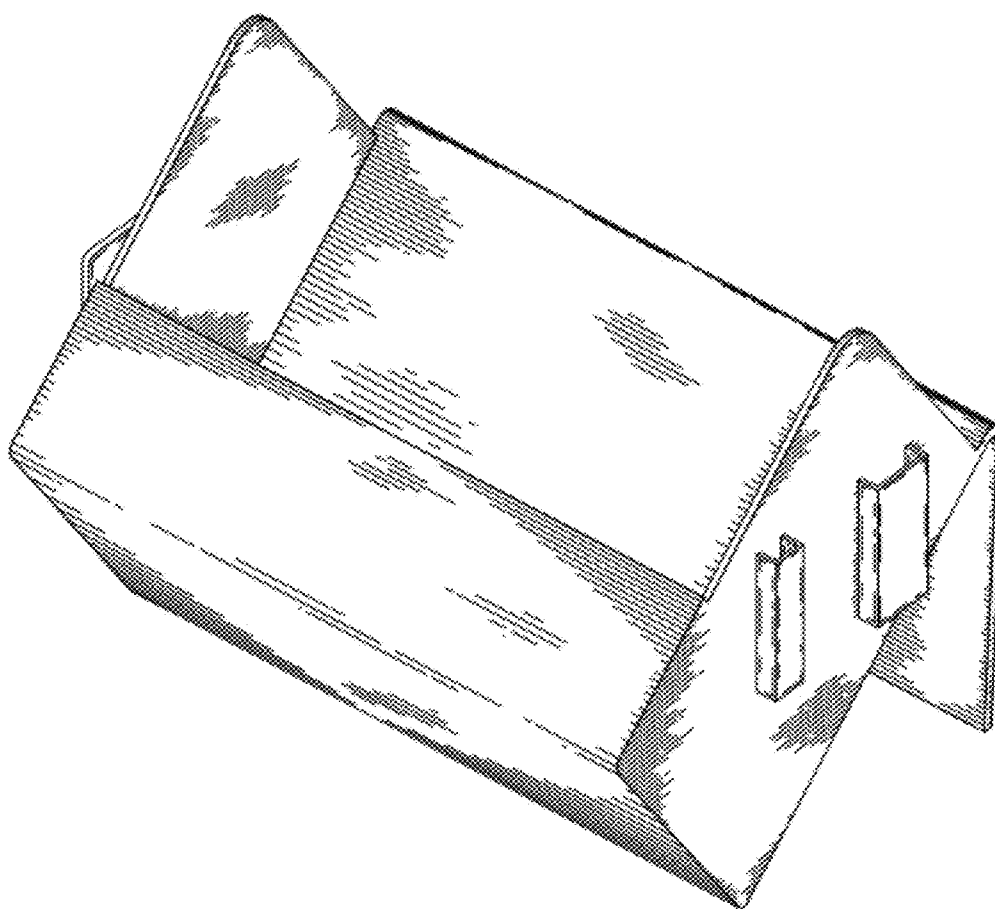


FIG. 1



FIG. 2




FIG. 3

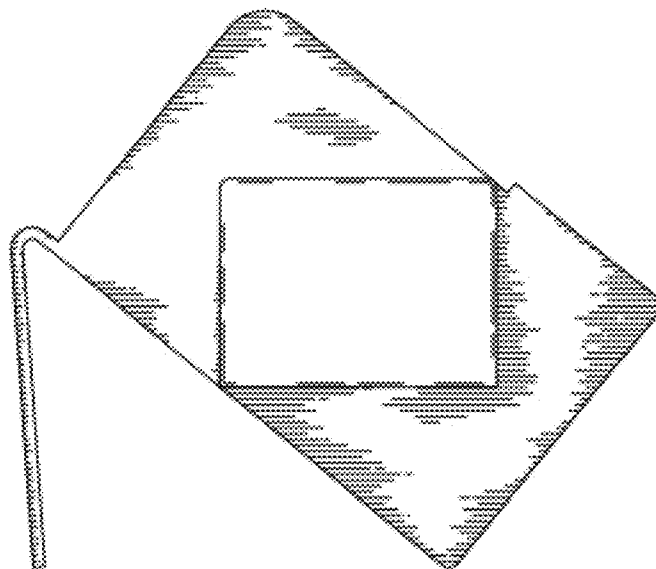


FIG. 4

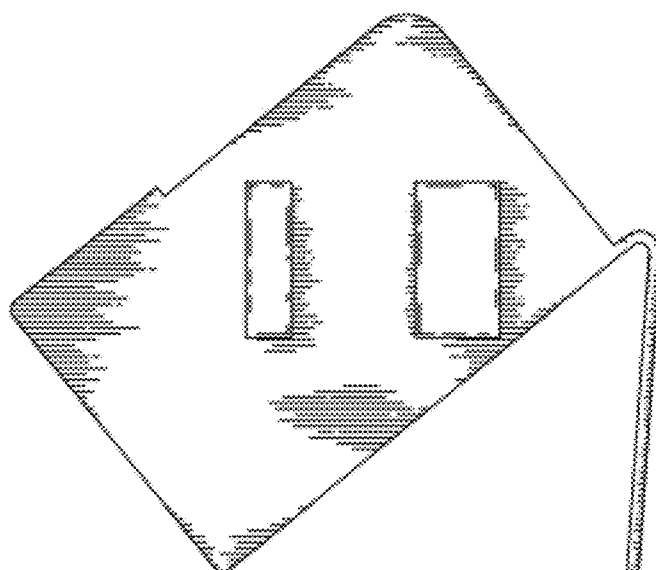


FIG. 5




FIG. 6




FIG. 7

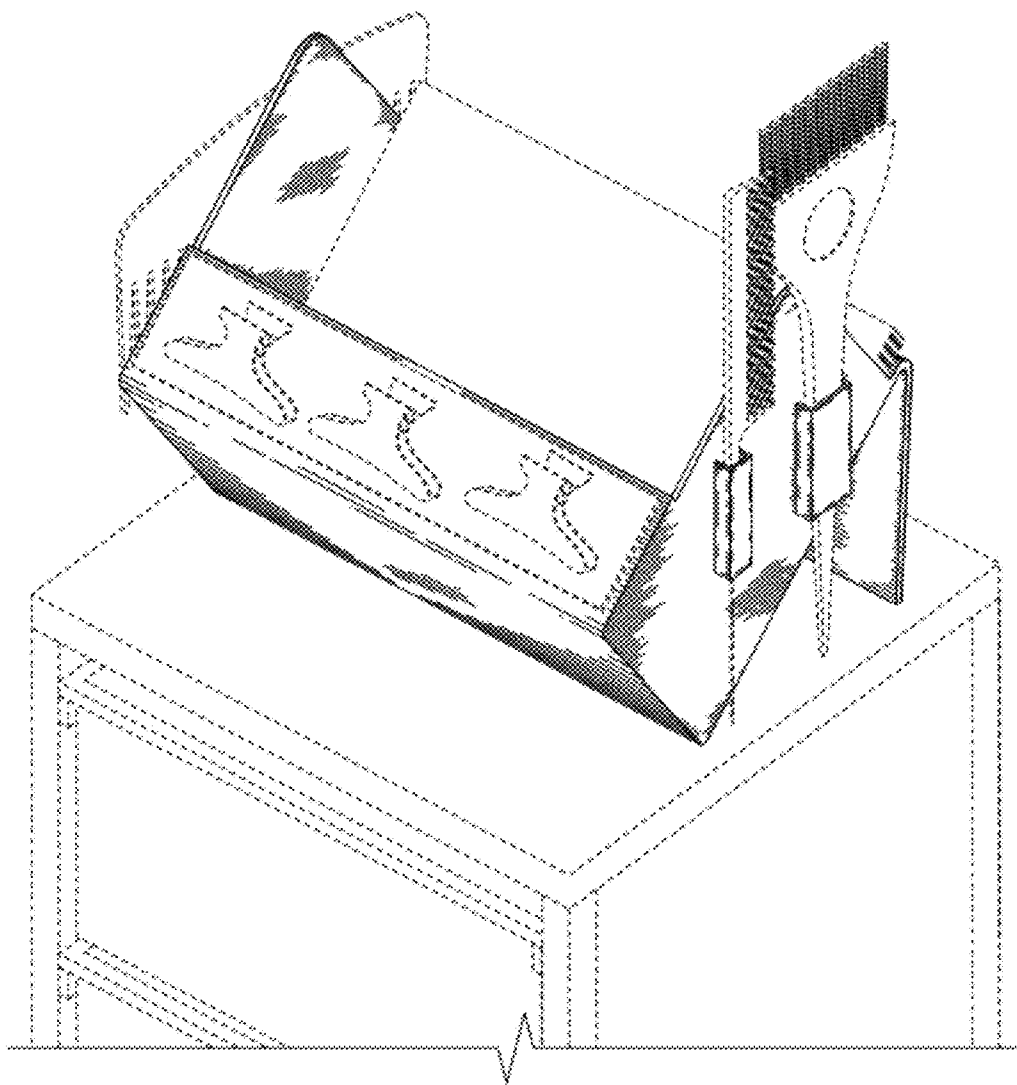


FIG. 8