



US0D1002213S

(12) **United States Design Patent**  
**Martin**

(10) **Patent No.:** **US D1,002,213 S**

(45) **Date of Patent:** **\*\* Oct. 24, 2023**

(54) **INFLATABLE LOUNGER**

(71) Applicant: **Joshua Martin**, Oceanside, CA (US)

(72) Inventor: **Joshua Martin**, Oceanside, CA (US)

(\*\*) Term: **15 Years**

(21) Appl. No.: **29/759,287**

(22) Filed: **Nov. 20, 2020**

(51) **LOC (14) Cl.** ..... **06-01**

(52) **U.S. Cl.**

USPC ..... **D6/361; D6/604**

(58) **Field of Classification Search**

USPC ..... D6/361, 367, 368, 369, 382, 604;  
D21/473

CPC ..... A47C 1/02; A47C 1/024; A47C 1/025;  
A47C 1/026; A47C 1/14; A47C 1/143;  
A47C 1/146; A47C 3/16; A47C 4/54

See application file for complete search history.

(56) **References Cited**

**U.S. PATENT DOCUMENTS**

D25,786 S *	7/1896	Stoll	.....	5/644
3,899,210 A *	8/1975	Samhammer	.....	A47C 27/086
				D6/377
D244,569 S *	6/1977	Laroye	.....	D30/118
D263,616 S *	3/1982	Canty	.....	D21/803
D265,027 S *	6/1982	Meyers	.....	D6/334
D287,528 S *	12/1986	Maxwell	.....	D21/803

D340,379 S *	10/1993	Cain	.....	D6/601
D549,298 S *	8/2007	Peterson	.....	D21/803
D804,852 S *	12/2017	Glaze	.....	D6/601
D847,929 S *	5/2019	Chin Gerding	.....	D21/803
D921,382 S *	6/2021	Zhou	.....	D6/361
D924,584 S *	7/2021	Schnermann	.....	D6/361

\* cited by examiner

*Primary Examiner* — R. Johnson

(74) *Attorney, Agent, or Firm* — BUCHE &  
ASSOCIATES, P.C.; Bryce A. Johnson; John K. Buche

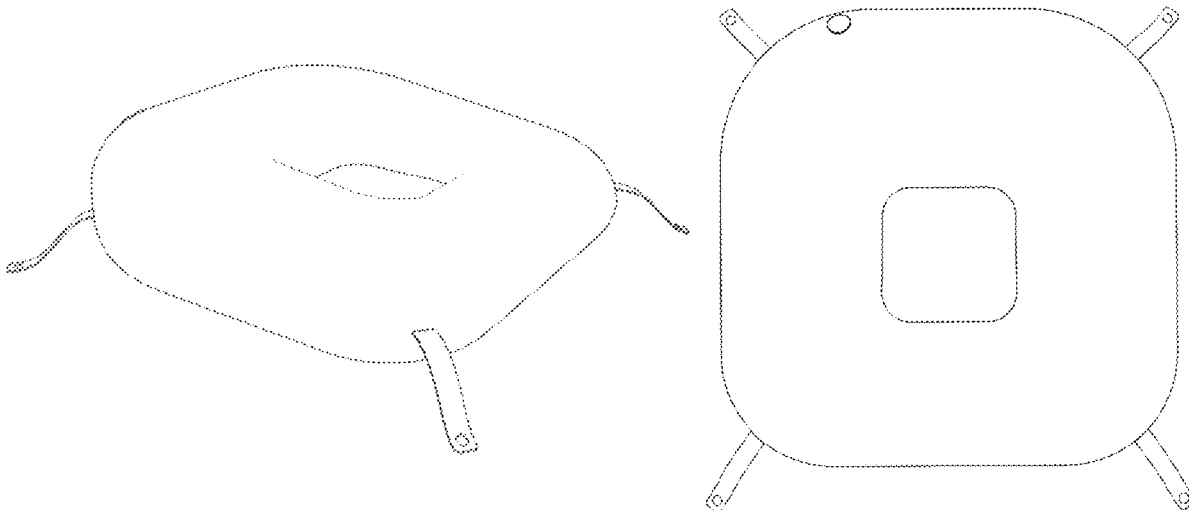
(57) **CLAIM**

I claim the ornamental design for an “inflatable lounger,” as shown and described.

**DESCRIPTION**

FIG. 1 is a perspective view of the inflatable lounger; FIG. 2 is a top view of the inflatable lounger of FIG. 1; FIG. 3 is a front view of the inflatable lounger of FIG. 1; FIG. 4 is a back view of the inflatable lounger of FIG. 1; FIG. 5 is a right-side view of the inflatable lounger of FIG. 1; FIG. 6 is a left-side view of the inflatable lounger of FIG. 1; FIG. 7 is a perspective view of the inflatable lounger of FIG. 1; FIG. 8 is a bottom perspective view of the inflatable lounger of FIG. 1, shown with environmental structure; and, FIG. 9 is a bottom perspective view of the inflatable lounger of FIG. 1, shown in a condition of use. The broken lines in FIGS. 8 and 9 depict environmental structure and form no part of the claimed design.

**1 Claim, 7 Drawing Sheets**



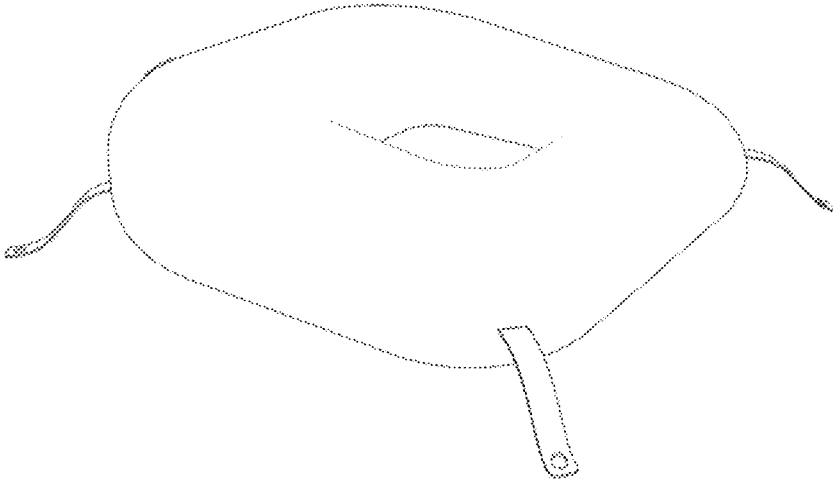


FIG. 1

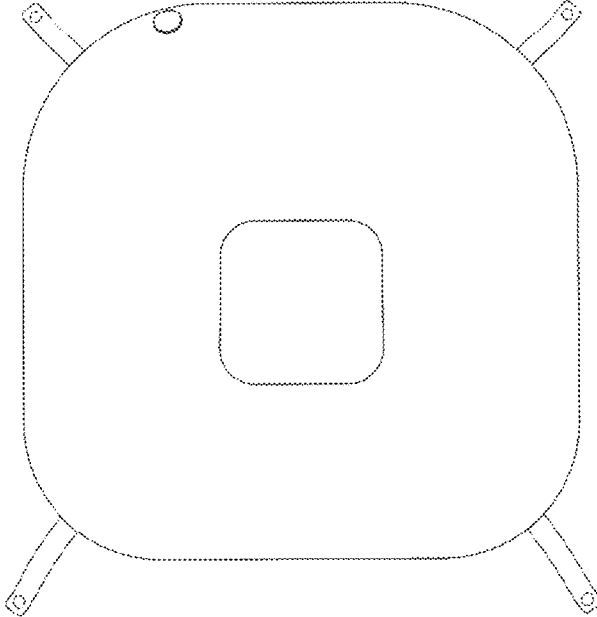


FIG. 2




FIG. 3




FIG. 4

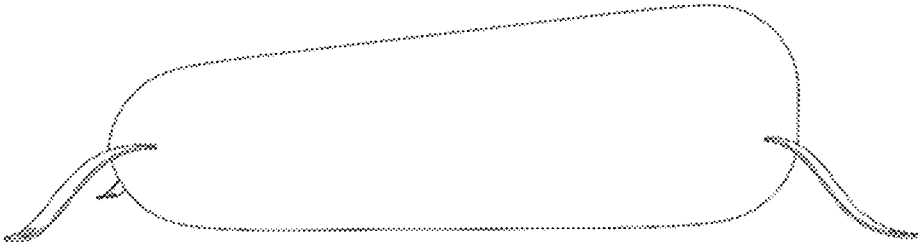


FIG. 5

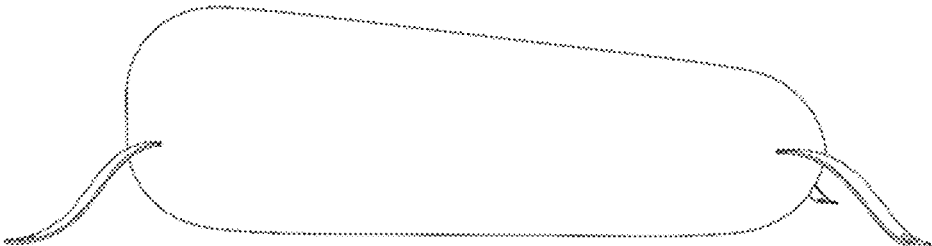


FIG. 6

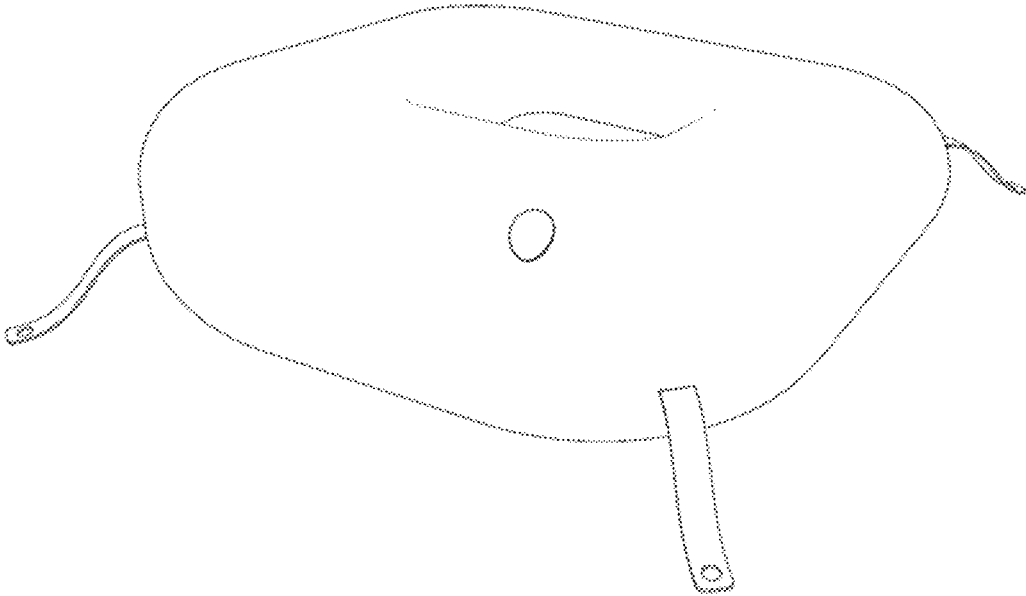


FIG. 7

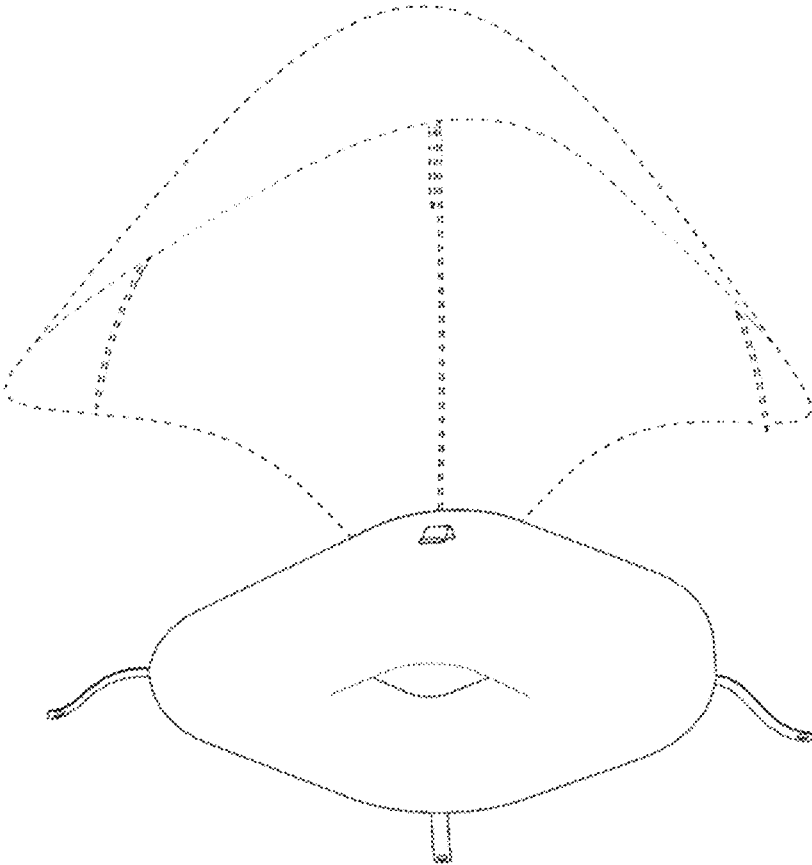


FIG. 8

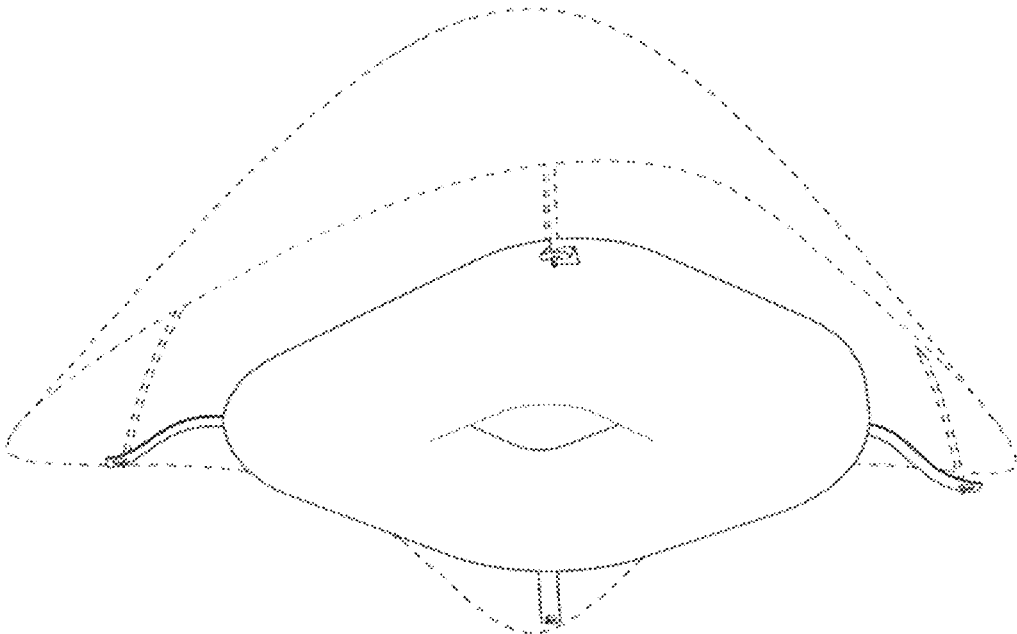


FIG. 9